

HOUSTON

# REMODELING

GUIDE

[houstonremodelingguide.com](http://houstonremodelingguide.com)

[ghba.org](http://ghba.org)

## Remodel *Houston!*

Build the Bathroom of your Dreams

*32 Inspiring Renovations*

**Trends**

Bath, Kitchen & More

*Tips from the Professionals*

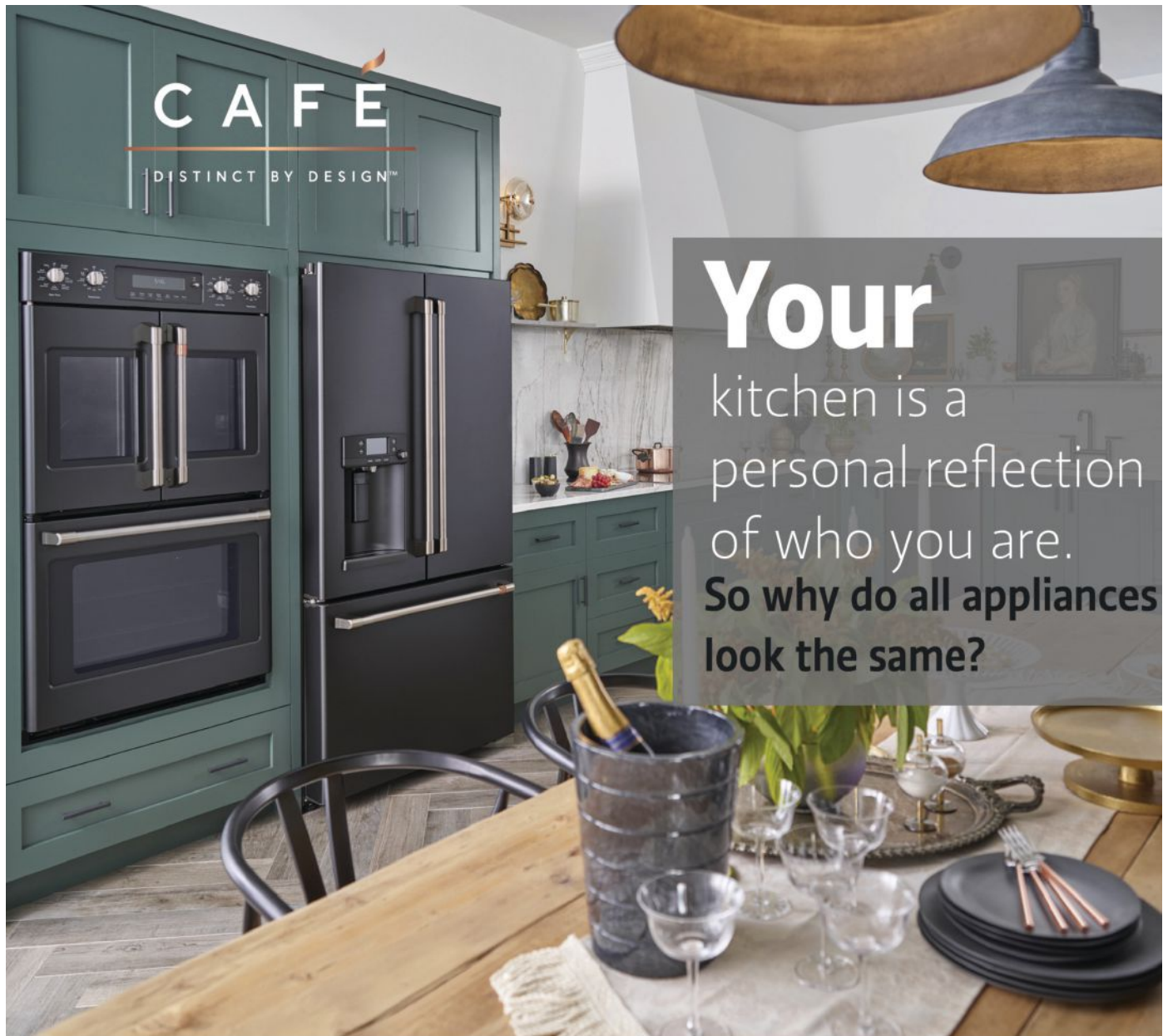
**GHBA**  
Building a GREATER Houston

**REMODEL-ERS**  
COUNCIL

PHOTO BY MICHAEL KASKEL

An Official Publication of the Greater Houston Builders Association





**Your**  
kitchen is a  
personal reflection  
of who you are.  
**So why do all appliances  
look the same?**

## Gulf & Basco

**Turning Houses into Homes since 1937.**

We carry a vast array of affordable, beautiful appliances.  
From design through installation, our talented team will  
help you create a kitchen that reflects your personal lifestyle.

### Gulf & Basco Showroom

2425 Broad Street  
Houston, TX 77087  
(713) 645 - 6611  
[www.gulfbasco.com](http://www.gulfbasco.com)

Showroom Hours  
Monday - Friday 7:30a - 4:30p  
Saturday 10:00a - 2:00p







*Whole House Renovations • Additions • Kitchens • Baths*



**Remodelers  
of Houston**  
Design | Build | Remodel  
**713-666-1931**  
[remodelersofhouston.com](http://remodelersofhouston.com)



*Creating Spaces  
for a  
Lifetime of Living*






YOUR STAIR & RAILING CO.

# STAIRCASE REMODEL



ALL PARTS IN STOCK  
HUNDREDS OF STYLES  
READY TO INSTALL



HOUSTON'S ONLY  
STAIR & RAILING  
SHOWROOM &  
DESIGN CENTER

REMODEL - TURN KEY INSTALLATION - PARTS SALES - IRON - WOOD - GLASS - STAINLESS STEEL - CABLE  
CUSTOM IRON FABRICATION - CUSTOM WOOD COMPONENTS

## EVERY STYLE, EVERY BUDGET

Together, we can determine which options are right for your style and budget. Whether you want an entirely new staircase or simple replacement of old wood balusters with new wrought iron, we can handle your project from start to finish. Trust the stair experts who top Houston home builders prefer.

VISIT US OR CALL TO SCHEDULE A FREE IN-HOME ESTIMATE


SHOWROOM & DESIGN CENTER  
353 Greens Landing Drive, Houston, TX 77038  
281.209.0000 | [www.ironwoodusa.com](http://www.ironwoodusa.com)



ACCREDITED  
BUSINESS







# Craftsmanship by John, Inc.

*A Custom Builder Specializing in Remodeling*

713.984.8834 • [craftsmanshipbyjohn.com](http://craftsmanshipbyjohn.com)

*Visit our website to see more photos, customer testimonials and awards*





# Remodeling with Daylight



- Energy-Efficient
- Fresh Air Skylights
- Solar Blinds
- 30% Tax Credit Available

**Replace This With This!**



**10 YEAR NO LEAK WARRANTY**



**INNOVATIVE**  
SKYLIGHTS & ATTICS

713.466.1551

[innovativeskylights.com](http://innovativeskylights.com)





*Eklektik*  
INTERIORS

[EklektikInteriors.com](http://EklektikInteriors.com)

AWARD WINNING DESIGN FIRM AND SHOWROOM  
1300 Shepherd Drive, Houston, Texas 77007 • 832-804-6300



# CONTENTS

## FEATURES

- 14 Before You Start
- 20 Remodeling:  
Set Your Game Plan
- 26 Remodel for the Future
- 30 Get The Best Return  
on Your Investment
- 34 Design Across the Decades
- 66 Prepare Your Home for  
Hurricane Season
- 66 The Tech-Savvy Home
- 67 Virtually Better: 3D  
Software
- 78 GHBA Gives Back



CHAIRMA DESIGN GROUP



REMODELERS OF HOUSTON



STEVE HOOD COMPANY

## REMODELING TRENDS

- 42 Kitchen
- 48 Bath
- 54 Multi-Purpose Living
- 60 Outdoor

## DEPARTMENTS

- 10 Message from the GHBA and the  
Remodelers Council
- 10 GHBA Remodelers Council Board Members
- 12 List of Advertisers
- 18 Remodelers Council Members with  
NAHB Designations
- 68 Remodeler Map of Greater Houston
- 69 Directory of Professional Remodelers
- 75 Directory of Remodeling Resources
- 77 NAHB Education Partners
- 80 GHBA Remodelers Council Awards



visit [ghba.org](http://ghba.org)  
[houstonremodelingguide.com](http://houstonremodelingguide.com)

 @houstonremodelingguide





## CUSTOM HOMES + RENOVATIONS

Design / Build  
Home Additions  
Remodeling

INTRODUCING  
20-DAY KITCHENS



713.664.713  
info@craftedhome.com

craftedhome.com  
20daykitchens.com



## Creating the Lifestyle You Deserve



**Award-Winning Design/Build Remodeling & Custom Homes**  
Kitchens • Bathrooms • Additions • Specialty Rooms • Outdoor Living • Custom Homes

Your Official Resource for Improving Your Quality of Your Life




**KEECHICREEK BUILDERS**  
281-914-4951 • KeechiCreekBuilders.com



**C&H**  
American Systems

**Remodeling &  
New Construction**  
since 1985



*We work with architects, builders  
and interior designers.*

Phone: 713-827-8899  
Fax: 713-461-2996  
Email: office@chamersys.com

### Associations:



**1919 Lavern Street Houston, Texas 77080**

## HOUSTON REMODELING GUIDE

An Official Publication of the Greater  
Houston Builders Association

©2019-2020

*Houston Remodeling Guide*  
is published and produced by

**TEXAS MEDIA SOURCE**

in association with the

**GREATER HOUSTON  
BUILDERS ASSOCIATION**

9511 West Sam Houston Parkway North,  
Houston, TX 77064

*Published by*  
Texas Media Source  
*For Advertising Information*  
contact Bill Anderson  
281-437-4289

*GHBA Contributing Editor*  
Donna Buenik

*Texas Media Source*  
*Contributing Editor*  
Linda Anderson

*Contributing Writers*  
Cheryl Alexander  
Mara Soloway



**REMODELERS  
COUNCIL**

Building a **GREATER**  
Houston Since 1941

**For information call**  
**281.664.1429**  
**or visit [www.ghba.org](http://www.ghba.org)**



Please "Like" us on Facebook  
@houstonremodelingguide  
and check for updates on  
remodeling in the Houston area.

**View magazine online at**  
**[houstonremodelingguide.com](http://houstonremodelingguide.com)**





# DURABLE SIDING. NOW IN **SMOOTH.**

Introducing **LP® SmartSide® Smooth Trim & Siding.**  
Engineered wood strand technology for advanced durability.

Learn more at [LPSmartSide.com](https://LPSmartSide.com)

**LP** **SmartSide®**  
TRIM & SIDING

© 2019 Louisiana-Pacific Corporation. All rights reserved. LP and SmartSide are registered trademarks of Louisiana-Pacific Corporation.



# Houston REMODELERS COUNCIL

## Board Members

### President

Sherry Pruitt, CAPS, CGR  
*Whodid It Designs | Remodeling, LLC*

### Vice President

William Cole CGR, CAPS  
*Divine Renovation*

### Government Affairs

Jeff Roberts  
*TriFaction Remodeling  
& Construction*

### Immediate Past President

Larry Abbott, CAPS, RCS, CGR  
*Abbott Contracting, LLC*

### Secretary

Stephen Twarowski, CGR, CAPS  
*SHR Remodeling, Inc.*

### Treasurer

Nicolas Cubbler  
*Semper Fi Contractors*

### Home Shows & Remodeling Guide

Kevin Bertelsman  
*Mainland Stoneworks*

### Education Co-Chairs

Leslie King, GMB, CGR, CAPS  
*Greymark Construction Company*

Sandra Crook  
*Greymark Construction Company*

### Garage Sale Co-Chairs

Linda Ingalls  
*SHR Remodeling Inc.*  
Stephen Twarowski, CGR, CAPS  
*SHR Remodeling Inc.*

Nicolas Cubbler  
*Semper Fi Contractors*

### Charity Project Co-Chairs

Melanie Heinrich,  
AKBD, Associate ASID  
*TriFaction Remodeling  
& Construction*  
Cassie Milam  
*DeTerer Company of Houston, LP*

### Special Events Co-Chairs

Courtney Turner  
*Ferguson Bath, Kitchen  
& Lighting Gallery*  
Scooter Nicholson  
*BMC*

### Speakers & Sponsors Chair

Lorraine Hart  
*Ideal Consulting/Websites by Ideal*

### Membership Chair

Tenile Luttenegger  
*Emser Tile & Natural Stone*

### Public Relations Chair

Amy Ahlbrand Robinson, M.Ed.  
*Ideal Consulting/Websites by Ideal*

## MESSAGE FROM THE REMODELERS COUNCIL

Members are committed to quality,  
education and customer service



Thank you for choosing the Houston Remodeling Guide as a resource for your remodeling needs. The members of the Greater Houston Builders Association Remodelers Council are committed to quality, education and customer service. You should find the right contractors and suppliers for your project within these pages and through the Remodelers Council website, [www.ghba.org](http://www.ghba.org).

As the local home building community rebuilds following Hurricane Harvey, this guide will serve as an invaluable resource when choosing the right contractor. At the GHBA, Remodeler Council members are committed supporters of the Association's extensive education program, actively encouraging education in an ongoing campaign to promote the excellence, integrity and professionalism of all our members. Whomever you choose for your remodel work, utilize the resources available in this guide, always check your contractor's references and verify that they are members of the Greater Houston Builders Association.

Founded in 1941, the Greater Houston Builders Association is one of the oldest builders and remodelers associations in the country. The Association represents almost 1,700 member companies and over 9,000 individuals working in the residential building and remodeling industry.

At the current rate of building, the industry contributes some 100,000 jobs and approximately \$5 billion to the local economy annually.

The Greater Houston Builders Association Remodelers Council is made up of more than 300 companies including remodelers, trade contractors, product manufacturers, suppliers, financial institutions, interior design professionals and many other types of businesses that support the remodeling industry.

Our members are involved throughout the Houston community through charity projects. Giving back is important to the Remodelers Council and reflects the Council's commitment to helping those in need in our community. The Remodelers Council sponsors several charitable projects each year. Charities this year include: Crossroads, Santa Maria Hostel, Lydia's Place. Past Council projects have included renovations to SIRE Therapeutic Equestrian Center, ECHOS Community Center, Jacquelyn House, Open Door Mission, Habitat for Humanity, SonRise Shelter, Family Time Crisis Center, Casa de Esperanza (House of Hope for Children), and Agape Development.

Thank you again for choosing the Houston Remodeling Guide as a resource. We hope your remodeling experience is a positive one and your project is everything you hoped it would be.



**Casey Morgan**

Executive Vice President and CEO  
Greater Houston Builders Association



**Sherry Pruitt**

2019 President GHBA Remodelers Council  
Owner of Whodid it Designs/Remodeling, LLC

**TO JOIN THE GREATER HOUSTON BUILDERS ASSOCIATION OR  
TO FIND A PROFESSIONAL REMODELER IN YOUR AREA, PLEASE  
VISIT [WWW.GHBA.ORG](http://WWW.GHBA.ORG) OR CALL 281-664-1429.**



# RES★COM

## CUSTOM BUILDERS

Custom Homes and Remodeling



**Res Com Custom Builders - Your premier Custom Home Builder and Remodeling choice for the greater Houston area.**



TEXAS  
ASSOCIATION  
OF  
BUILDERS

**832.489.3196**

**832.309.3784**

**[www.RESCOMLLC.net](http://www.RESCOMLLC.net)**





*We work in the Finest  
Homes in Houston*

**Legal Eagle  
Contractors:**



**IF YOU CAN DREAM IT...  
WE CAN BUILD IT**

713.723.8850

[www.LegalEagleContractors.com](http://www.LegalEagleContractors.com)

**FULLY  
INSURED**



## ADVERTISERS

Abbott Contracting .....	29
ACME Brick .....	21
BMC .....	13, Inside Back Cover
Cambridge Doors, Windows & More .....	19
C & H American Systems .....	8
Chairma Design Group .....	31
Charanza Contracting, Inc. ....	31
Closet Factory .....	25
Crafted Custom Homes .....	7
Craftmanship by John, Inc. ....	3
Daltile .....	33
Defering Co. ....	17
Door Clearance Center .....	27
Eklektik Interiors .....	5
Factory Builder Stores .....	Back Cover
GHBA Garage Sale .....	18
Go Bravura Kitchen .....	33
Gulf & Basco .....	Inside Front
Hardwood Products .....	37
Innovative Skylights & Attics .....	4
Ironwood Connection .....	2
Jeff Hunt Construction .....	15
Keechicreek Builders .....	8
Legal Eagle Contractors .....	12
LP Smart Side .....	9
Metro Wholesale .....	12
Payless Insulation .....	58
Pella Windows and Doors of Houston .....	15
Premier Remodeling .....	17
Remodelers of Houston .....	1
Remodeling Concepts, Inc. ....	39
RES.Com .....	11
ServiceMaster .....	59
Sherwin-Williams .....	35
Simms Cleaners .....	29
Sneller Custom Homes & Remodeling .....	25
Steve Hood Company .....	27
TBR Construction .....	46
Texas Custom Patios .....	47
Texwood Home Shows .....	23
Trim Light Houston .....	41
Wood-Mode .....	19

### Central Vacuum Systems Available!



**Come & See Our New Outdoor Kitchen Display**  
Send your request for quote to [don@metrowholesale.net](mailto:don@metrowholesale.net)

**Houston Strong Since 1974**  
**713-433-7248 Open Mon.-Fri. 8am-5pm**  
2014 Almeda-Genoa Rd. Houston, TX 77047





## Finish Before You Start

Interior Finishings create the look, feel and flow of design throughout your home. They include trim, interior doors, wall treatments, ceiling treatments and mantels – all of which significantly impact the overall impression of a room or space. Select your finishings early in the design or renovation process for a professional designer look in your home. In other words, finish before you start.

BMC offers thousands of interior finishing products in a variety of wood species. Visit one of our millwork locations to turn all those photos and pins into reality, and watch as your room becomes the one everyone starts sharing.



BuildWithBMC.com

### HOUSTON

16002 Tomball Parkway  
281.440.9090

### DOORS AND MILLWORK

### HOUSTON

1445 W Sam Houston Parkway N  
713.467.6700

### ROSENBERG

1319 Spur 529  
281.344.5611

### LUMBER AND BUILDING MATERIALS

### HOUSTON

7355 West Rd • 281.440.9090

### CONROE

15585 I-45 South • 936.273.2256

### ROSENBERG

235 Benton Rd • 713.365.0060





In this Steve Hood high-rise remodel, folding wooden and glass doors lead to the sitting area and master suite separated by a floating wall.

## Before You Start

### Select a Professional Remodeling Contractor

*If you are considering a home remodeling project, the most important decision you can make is selecting a professional home remodeler to do the job.*

Your home is too important to entrust to anyone but a professional home remodeler. “Do your homework when hiring a professional remodeler,” says Sherry Pruitt, the GHBA’s Remodelers Council President. “A professional has training, experience, and references from satisfied clients to demonstrate their remodeling expertise.”

Pruitt also advises that you discuss your project and vision with at least two professional remodelers and not to fall for the lowest bidder. “Many people

may be lured by the lowest price for their remodeling project, thinking that they have found a great deal. But beware of these alluring low prices. These bids may be more costly in the end if the contractor is cutting corners, not taking into account certain costs, or is inexperienced. Professional remodelers have stories about coming into homes to fix remodels from unscrupulous contractors who did shoddy work or failed to complete the job. Often times, the lowest price may not ulti-

mately provide the best value for your home remodel.”

Since your home is probably the most significant investment you'll ever make, you need a professional to plan and execute your remodeling or renovation project. Look for a Certified Graduate Remodeler (CGR) or a Graduate Master Remodeler (GMR). CGRs and GMRs have earned professional designations from the National Association of Home Builders (NAHB) specific to the remodeling industry, and many are members of a local Remodelers Council, such as the GHBA, which is affiliated with NAHB Remodelers.

When you hire a CGR or GMR, you are doing business with an individual who is committed to continuing education and professional growth and will bring exceptional skill and knowledge to your project. →



# Raising the standard for windows and doors.



Pella's been a leader in purposeful window and door innovation for 90 years. From our made-to-order custom windows and doors, to our new family of smart products – Pella can help you enrich the quality of your homes and the lives of those who live in them. Visit [pro.pella.com](http://pro.pella.com) for more information on products and how to contact your local Pella representative.

## PELLA® WINDOWS & DOORS OF HOUSTON

### MAIN OFFICE

8700 Fallbrook Drive  
Houston, TX 77064  
(281) 807-4222

### SHOWROOM

1847 West Alabama Suite A  
Houston, TX 77098  
(713) 572-6444

[pro.pella.com](http://pro.pella.com)

© 2015 Pella Corporation

## Expertise you can Trust

### ★ ★ Awards ★ ★


TEXAS REMODELER  
OF THE YEAR 2013

TEXAS ASSOC. OF BUILDERS BEST  
KITCHEN REMODEL 2007 & 2008

HOUSTON REMODELER  
OF THE YEAR 2006 & 2007

NATIONAL CGR  
OF THE YEAR 2006

NAHB REMODELER  
OF THE YEAR 2005



*Your Vision.* Our **care** and **craftsmanship.**

**JEFF HUNT**  
♦ CONSTRUCTION ♦

281.686.2603

Jeff Hunt, MBA, CGR, GMR, GMB, CAPS, CGP, HCI-R, CDRS  
17806 W. Copper Lakes Dr. Suite 100, Houston, TX 77095  
[jeff@jeffhuntconstruction.com](mailto:jeff@jeffhuntconstruction.com)  
[www.jeffhuntconstruction.com](http://www.jeffhuntconstruction.com)

**Class  
of '85!** **ATM**



This elegant, modern kitchen, by John Gillette, GMB, CAPS, Craftsmanship By John, captures the feel of a traditional style home with white marble and furniture style cabinetry.



PHOTO COURTESY OF CRAFTSMANSHIP BY JOHN

To become a CGR, a remodeler must have at least five years of experience in the industry, take a qualifying exam and successfully complete a pre-set curriculum of courses specific to the remodeling industry, including project and business management.

The GMR allows experienced CGRs to attain additional training and recognition for their longevity in the remodeling industry. This program is the equivalent of a master level for the CGR designation. All GMRs must have a minimum of 15 years' remodeling experience, complete five more required courses and have years of experience as a CGR or another respected remodeling association.

In addition, CGRs and GMRs are required to carry workers' compensation and liability insurance and maintain a valid business license, where required by their state or local jurisdiction. Upon earning the designation, they must sign a Code of Ethics specific to their designation. CGRs and GMRs also are required to complete 12 hours of con-

tinuing education related to building and remodeling every three years.

Pruitt says, "make the smartest investment in your home by hiring a professional remodeler. They'll help you stay on budget, solve remodeling challenges, and provide a higher-quality service."

To find a professional remodeler in your area, use the directory on page 69 or go to [ghba.org](http://ghba.org).

### A Professional Remodeler Can:

- Save you money by doing the job right the first time.
- Ensure that your dreams are accurately translated into reality by offering design services in-house or through an arrangement with a professional architect or designer.
- Understand that your comfort during the project and its successful completion depend on effective communication and follow-through.
- Maintain a safe and neat job site

to prevent damage to your home or injury to household members and pets.

- Provide the best possible materials within your budget and assist you in making selections through the vendors they work with.
- Ensure that your job meets or exceeds applicable building codes and regulations such as the EPA Lead Paint rule for work on homes built before 1978.
- Respond promptly to service calls and inquiries.

### PROFESSIONAL REMODELING Designations

<b>CGR</b>	Certified Graduate Remodeler
<b>GMR</b>	Graduate Master Remodeler
<b>CGB</b>	Certified Graduate Builder
<b>GMB</b>	Graduate Master Builder
<b>CAPS</b>	Certified Aging In Place Specialist
<b>CGP</b>	Certified Green Professional
<b>RCS</b>	Residential Construction Superintendent
<b>MIRM</b>	Master in Residential Marketing



## Checklist

to help select a remodeler:

- ☐ Contact your local home builders' association for the names of member builders and remodelers: ghba.org. You can also ask family, friends or coworkers for recommendations.
- ☐ Discuss your project with at least two professional remodelers.
- ☐ Be sure the builder or home remodeler has a permanent business location and a good reputation with local banks and suppliers.
- ☐ Check out the company's rating and if there have been any complaints filed with your local Better Business Bureau: bbb.org.
- ☐ Be sure the builder/remodeler has sufficient workers' compensation and general liability insurance. If not, you may be liable for any construction-related accidents on your premises.
- ☐ Ask the builder/remodeler to provide you with names of previous customers. If they won't, beware. If they do, ask the customers if they would hire the builder/remodeler again.
- ☐ Ask if you can see the builder/remodelers' work, both completed and in progress. Check for quality of workmanship and materials.
- ☐ Do you feel you can easily communicate with the builder/remodeler?
- ☐ Make sure the builder/remodeler provides you with a complete and clearly written contract. The contract will benefit both of you.
- ☐ Don't fall for the lowest bidder as these bids may be costly in the end.
- ☐ Verify that your remodeler is an EPA Lead-Safe Certified Renovator if you are planning work in a home built before 1978.

713.869.3761 | DETERING.COM | 6800 HELMERS | HOUSTON, TEXAS 77022

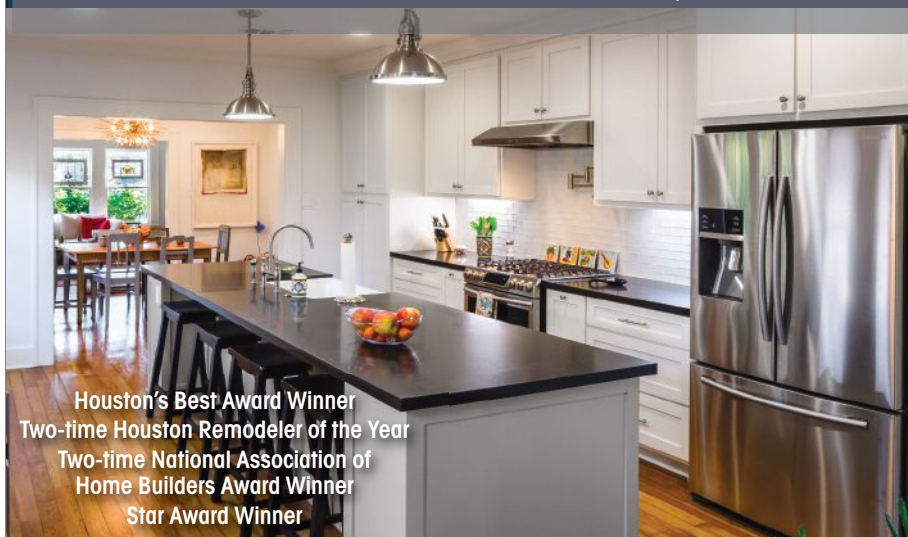


THE **DETERING** CO.  
BUILDING MATERIALS  
— EST. 1926 —

Houston's exclusive Lincoln Windows dealer



## Your Home is an Investment Protect it, Enhance it, & ENJOY it!



Houston's Best Award Winner  
Two-time Houston Remodeler of the Year  
Two-time National Association of  
Home Builders Award Winner  
Star Award Winner

**Premier**  
REMODELING

713.532.1100 www.PremierRemodel.com  
901 Harvard St. • Houston 77008



PHOTOGRAPHER—GIN DESIGN GROUP

# Remodelers Council Members with NAHB Designations

National Association of Home Builders

SPONSORED BY  
**THE DETERING CO.**  
BUILDING MATERIALS  
— EST. 1926 —

**Larry Abbott, CAPS, CGR, RCS**  
Abbott Contracting, L.L.C.  
(713) 777-7200

**Jorge Arreola, CGP, CAPS,**  
Greymark Construction  
(713) 722-7226

**Michele Alvarado, CGB**  
Sanctuary Builders  
(281) 352-6358

**Douglas Bingham, CGP,**  
Arrow Custom Homes, Inc.  
(979) 885-6745

**Adam Bakir, PE, GMR, GMB, CGP**  
Incredible Renovations  
(713) 532-2526

**Wayne Ball, CGR, CAPS**  
Lone Star Building &  
Construction Services, Inc.  
(713) 522-7111

**Dan Bawden, JD, CGP, CGR, GMB, CAPS**  
Legal Eagle Contractors Co.  
(713) 723-8850

**Robert (Bob) Birner, CGP, CGR,**  
Renewal By Andersen  
of Houston  
(281) 378-6000

**Mark Boutros, GMB**  
Boutros Construction, Inc.  
(713) 587-0000

**Gil Boyles, CGR, CAPS, Lead-Safe Certified**  
GB General Contractors, Inc.  
(281) 412-9988

**Greg Brogger, CGR, GMB**  
The Residence Doctor, Inc./  
Lambert Brogger Custom  
Homes, LLC  
(281) 257-2422

**Jonathon Casada, GMB, CAPS**  
Jonathon Custom  
Estate Homes  
(713) 350-9822

**Rory Caton, GMB, CGP**  
Houston Heavenly  
Homes, LLC  
(281) 582-6596

**Kenneth Charanza, GMB, CGR**  
Charanza Contracting, Inc.  
(713) 690-9511

**William Cole, CAPS, CGR**  
Divine Renovation  
(713) 515-1514

**Earl Correll, CGB, CGP, GMB**  
On Point Custom Homes, LP  
(713) 600-2422

**Yvonne Cummins, CAPS**  
Morning Star Renovations, LTD  
(832) 304-2310

**David Daniels, GMB, CGR, CAPS, CGP**  
3D Builders, LLC  
(281) 501-9820

**Mike Dishberger, GMB**  
Sandcastle Homes, Inc.  
(713) 864-9190

**Jo Dunham, CGP, GMB**  
Sandcastle Homes  
(713) 864-9190

**David Feldmeyer, CGR, GMB, CAPS**  
Omega Restoration &  
Remodeling  
(281) 477-7858

**Gonzalo S. Garcia, CGR, GMB, CAPS, CGP, GMR**  
JRG Builder & Remodelers  
(713) 849-5119

**John Gillette, GMB, CAPS**  
Craftsmanship By John, Inc.  
(713) 984-8834

**David Gordon, CGP, GMB**  
Whitestone Builders Inc.  
(832) 274-3848

**Jason Hollis, CGB, GMB**  
Hollis Custom Homes, LLC.  
(832) 731-0361

**Dennis Haws, CGR**  
All Star Construction, Inc.  
(281) 847-0294

**Rob Hellyer, CGR, GMB, CAPS**  
Premier Remodeling  
& Construction, L.P.  
(713) 532-1100

**Dewey Hennessee, CAPS, CGP, GMB**  
Matt Powers Custom Homes  
& Renovations  
(713) 787-6709

**Jeff Hunt, CAPS, CGP, CGR, GMB, GMR**  
Heritage Construction  
Services  
(281) 686-2603

**Nicole Keown, CGB, CGP**  
Sandcastle Homes, Inc.  
(713) 864-9190

**Leslie King, GMB, CGR, CAPS**  
Greymark Construction  
Company  
(713) 722-7226

**Jack Knowlton, GMB, CAPS, AIBD, CPBD**  
Envision Design Build  
(713) 789-8262

**Jeff Kowalski, CGB, CGP, GMB**  
Matt Powers Custom Homes  
& Renovations  
(713) 787-6709

**John Leggett, CGB**  
On Point Custom Homes, LP  
(713) 600-2422

**Don Long, CAPS, CGB, GMB**  
DSL Construction & Design  
(281) 485-6301

**Brandon Lynch, GMB, CGP, CAPS**  
Keechi Creek Builders  
(281) 914-4951

**Chad McCartney, CGR**  
CM2 Construction  
(281) 687-6470

**Jim Nowlin, CGR, CAPS**  
Remodeling Concepts, Inc.  
(281) 499-9948

**Drew Ondrey, CGB, GMB**  
Southern Green Builders, LP  
(713) 917-6836

**Ryan Paul, GMB, CGP**  
Jeff Paul Custom Homes, LTD  
(281) 367-0316

**Nick Peters, GMB**  
REALEX Homes  
(281) 531-8822

**Breck Powers, GMB**  
LBj Construction, LP  
(713) 781-0169

**Sherry Pruitt, CAPS, CGR**  
Whodid It Designs  
& Remodeling  
(713) 899-0307

**Bill Riley, CGB, GMB, CGR, CGP**  
Bicycle Bungalows, LLC  
(832) 786-1609

**Gerald Roux, CGP, GMB**  
Monogram Homes, LLC  
(832) 666-9906

**Matt Sneller, CGP, GMB, CAPS**  
Sneller Custom Homes  
and Remodeling  
(832) 797-4320

**Bruce Sommers, CGR, GMR, GMB, CAPS, CGP, CPBD**  
Ashworth Design &  
Remodeling, LLC  
(281) 360-6117

**Greg Stessel, GMB**  
Ryan Barrett Homes  
(281) 771-3750

**Tommy Strong, CGR, CAPS**  
Keechi Creek Builders  
(281) 914-4951

**Justin Tipler, GMB, CGP**  
Tipler Design & Build, LLC  
(281) 465-4401

**J. W. Turner, CGB, GMB, CAPS**  
James W. Turner  
Construction, LTD  
(281) 290-9011

**Edward Sabo, CAPS, CGB, CGP**  
Sabo Custom Builders  
(713) 344-1241

**Stephen Twarowski, CGR, CAPS**  
SHR Remodeling, Inc.  
(713) 409-8978

**Bryan Upton, CGB, GMB**  
Refined Custom  
Builders, LLC.  
(281) 589-1185

**Shawn Vacek, CGR, CGP**  
Remodelers of Houston  
(713) 666-1931

**Kevin Vick, CAPS, CGP, CGR**  
Vick Construction &  
Remodeling Inc.  
(713) 387-9362

**Russell Walker, CGB**  
Walker Residential, LLC  
(713) 303-8808

**Dean Zografos, CGB**  
Zografos Builder Group  
(281) 914-6785

NAHB list provided as  
of 5/1/2019







## Brilliant Vista by Wood-Mode

Rise and shine. Brilliant finishes and inviting textures mean brighter beginnings. Find more modern lifestyles at [wood-mode.com/brilliantvista](http://wood-mode.com/brilliantvista).

### Houston

Bay Area Kitchens | 281-338-2737  
[bayareakitchens.com](http://bayareakitchens.com)

Cabinets & Designs | 713-627-8970  
[cabinetsanddesigns.net](http://cabinetsanddesigns.net)

Cabinet Innovations | 713-461-6424  
[cabinetinnovationstx.com](http://cabinetinnovationstx.com)

Kitchen & Bath Concepts | 713-528-5575  
[kitchen-concepts.com](http://kitchen-concepts.com)

K&N Builder Sales | 713-868-3611  
[knsales.com](http://knsales.com)

### Conroe/The Woodlands

Masterpiece Kitchens & Baths | 713-876-6179  
[masterpiecekitchensandbaths.com](http://masterpiecekitchensandbaths.com)

**Wood-Mode**  
FINE CUSTOM CABINETRY



## the Door and Window specialist

- Replacement Windows
- Entry & French Patio Doors
- Hurricane-Impact Windows - Security Doors
- Custom Made Wood Doors & Millwork
- Room Dividing Doors
- Designer Door Hardware
- Professional Window & Door Installation & Door Finishing Dept.

**Cambridge**

DOORS, WINDOWS & MORE

12999 Murphy Rd., St. D-1 • Stafford, TX

281-530-8100  
[CambridgeDoors.com](http://CambridgeDoors.com)



SHOWROOM • CELEBRATING 35 YEARS OF SALES AND SERVICE • FINANCING AVAILABLE



## Remodeling: Set Your Game Plan

All the information you need for a successful remodeling project

*Remodeling your home can modernize the style, make it more comfortable, improve energy efficiency and home functionality, and help with upkeep and maintenance. Home remodeling is an investment in your home to ensure longevity, usefulness and home value. The reasons for home remodeling are as varied as the projects we undertake.*

Some of these include:

- Adding more space.
- Upgrading cabinets, counters, appliances and fixtures.
- Creating a floor plan that's customized for your lifestyle.
- Improving energy efficiency with new windows, doors, insulation and climate control systems.
- Increasing the resale value of your home. →





KOLANOWSKI STUDIO

This open concept kitchen has countertops galore, luxury appliances, decorative tile backsplashes, and beautiful custom cabinetry. Off the kitchen, a brick wall adds warmth to the conversation room for early morning coffee drinkers. A sliding barn door opens to a large pantry for food storage, cookware, a washer and dryer, mudroom lockers and additional cabinet storage. The project was a whole home remodel by Sneller Custom Homes & Remodeling, and designer Cindy Aplanalp of Chairma Design Group and recently received a Prism Award from the Greater Houston Builders Association.

# Now it's simple to bring the beauty of Acme Brick inside.



New thinBRIK™ from Acme opens up a world of interior design possibilities. You can create beautiful brick interior walls, backsplashes and more in a rich color palette. ThinBRIK are adhered to the wall and finished with real mortar. Your installation can be completed in as little as three days. And, because of thinBRIK's light weight, no additional footing or other support is usually required.



So how will you choose to add the beauty, durability and warmth of real brick to your interiors? Decisions, decisions. Visit [www.brick.com/thinbrik](http://www.brick.com/thinbrik) to get started.



5020 Acorn St. • Houston, TX 77092 • 713-681-4651



### What are some home remodeling ideas?

Before you head too far down the remodeling path, it's a good idea to think through your wants and needs:

- Decide what changes you would like to make.
- Ask yourself and other family members what you like and dislike about the house, then create a prioritized list.
- Look at magazines and websites to gather ideas of what appeals to you.

### How do I plan a home remodel?

Write a prioritized list of your needs and wants. The more clearly you can envision the project and describe it on paper, the better prepared you'll be in making your decisions.

Think about traffic patterns, furniture size and placement, colors, lighting and how

you expect to use the remodeled space, now and in the future. If your decision to remodel involves creating better access for someone with limited mobility, you may want to consider contacting a Certified Aging-in-Place Specialist.

Figure out how much money you have to spend on the remodeling job, furnishings, landscaping or any other cost you might incur.

If you've decided you want to hire a remodeler, learn how to choose a professional, avoid contractor fraud and make your dream home a reality.

### How do I pay for a home remodel?

One of the most important considerations for your home improvement project is financing. After all, the project will go nowhere if you can't pay for it. Fortunately,

This bathroom by William Cole, CAPS, CGR, Divine Renovations, has a generous size marble and glass shower and an easy step-in tub. The shaded chandelier and wood blinds adds a soft glow.

there are several options that can provide the dollars you need. Four of the most common are a home improvement loan, a home equity line of credit, a home equity loan (second mortgage), and a cash-out refinancing of your current mortgage. However, the simplest method of financing is cash.

### How do I find a professional home remodeler?

When you hire a remodeler, you are buying a service rather than a product. The quality of service the home remodeler →



The more clearly you can envision the project and describe it on paper, the better prepared you'll be in making your decisions.

provides will determine the quality of the finished product and your satisfaction with the result. To ensure your satisfaction, make sure you hire a qualified, professional remodeler from the Greater Houston Builders Association.

### What should I expect during the remodel process?

While remodeling can be an exciting process, it can also present unexpected challenges. By planning ahead, many problems can be avoided.

Owners of homes built before 1978 who are contemplating any work that will disturb more than six square feet of painted surfaces inside the home or 20 square feet on the exterior of the home — for example, replacing a window, installing cabinets, or

adding on to the home — are required by law to hire a contractor trained and certified by the EPA.

### GLOSSARY OF COMMON TERMS

**Allowance:** A specific dollar amount allocated by a contractor for specified items in a contract for which the brand, model number, color, size or other details are not yet known.

**Bid:** A proposal to work for a certain amount of money, based on plans and specifications for the project.

**Building Permit:** A document issued by a governing authority, such as a city or county building department, granting permission to undertake a construction project.

**Call-back:** An informal term for a return visit by the contractor to repair or replace items

the homeowner has found to be unsatisfactory or that require service under the warranty.

**Certified Graduate Remodeler (CGR):** A professional designation program offered through the National Association of Home Builders Remodelers Council. To attain the CGR designation, a remodeler must take a specified number of continuing education courses and comply with a strict code of ethics.

**Certified Aging-in-Place Specialist (CAPS):** CAPS professionals have learned strategies and techniques to meet the home modification needs of homeowners who want to continue living in their homes safely, independently and comfortably regardless of age or ability level. CAPS graduates pledge to uphold a code of ethics →

## Home Ideas Here!

*Sugar • Land*  
**HOME & GARDEN SHOW** *10th Annual*

**JANUARY 25 & 26, 2020**

**STAFFORD CENTRE**

[www.SugarLandHomeAndGarden.com](http://www.SugarLandHomeAndGarden.com)

*Cy-Fair* **Home & Garden Show** *13th Annual*

**March 21 & 22, 2020**

**BERRY CENTER**

[www.CyFairHomeAndGarden.com](http://www.CyFairHomeAndGarden.com)

*Montgomery County* *2nd Annual*  
**HOME & Dock Line GARDEN SHOW** *Magazine*

**February 29 & March 1, 2020**

**LONE STAR CONVENTION CENTER**

[www.MontgomeryCountyHomeAndGarden.com](http://www.MontgomeryCountyHomeAndGarden.com)

*1st Annual* *Lake Houston*  
**HOME & GARDEN SHOW**

**March 28 & 29, 2020**

**HUMBLE CIVIC CENTER**

Website Coming Soon

**For More Info call:** Bobby Castro: 832-265-2001 • [bobby@texwoodshows.com](mailto:bobby@texwoodshows.com) • Tony Wood: 832-274-3944 • [tony@texwoodshows.com](mailto:tony@texwoodshows.com)



and are required to maintain their designation by attending education programs and participating in community service.

**Change Order:** This is written authorization to the contractor to make a change or addition to the work described in the original contract. The change order should reflect any changes in cost.

**Cost-plus Contract:** A contract between a contractor and homeowner that is based on the accrued cost of labor and materials plus a percentage for profit and overhead — also known as a time-and-materials contract.

**Draw:** A designated payment that is drawn from the total project budget to pay for services completed to date. A draw schedule is typically established in the contract.

**Lien Release:** A document that voids the legal right of a contractor, subcontractor or supplier to place a lien against your property. A lien release assures you that the remodeler has paid subcontractors and suppliers in full for labor and materials.

**Mechanic's Lien:** A lien obtained by an unpaid subcontractor or supplier through the courts. When enforced, real property — such as your home — can be sold to pay the subcontractor or supplier. If a subcontractor or supplier signed a lien release, then this lien cannot be enforced.

**Plans and Specifications:** These are drawings for the project and a detailed list or description of the known products, materials, quantities and finishes to be used.

**Punch List:** A list of work items to be com-

This bar is a solid standout with its rustic wood, industrial elements, mixed metals, undershelf lighting, and contrasting stainless steel refrigerator. By Morning Star Builders and Chairma Design Group.

pleted or corrected by the contractor, typically near or at the end of a project.

**Subcontractor:** A person or company hired directly by the contractor to perform specialized work at the job site — sometimes referred to as a trade contractor.

Visit [nahb.org/remodeling](http://nahb.org/remodeling) for additional consumer information about remodeling, including how to live while you're remodeling, understanding your remodeling contract and questions to ask when looking for a remodeler. To find a professional remodeler in your area, contact [ghba.org](http://ghba.org). ♦



LIVE IN A *home you love*



### Award Winning Builder



#### 2018 GHBA Houston's Best Prism Awards WINNER

GRAND AWARD REMODELER ★ REMODELED BATH \$25K-\$50K  
REMODELED BATH UNDER \$25K ★ REMODELED SPECIALTY ROOM  
★ WHOLE HOUSE REMODEL \$500K-750K



#### 2018 GHBA Houston's Best Prism Awards FINALIST

WHOLE HOUSE REMODEL OVER \$750K ★ REMODELED BATH \$25K-\$50K  
REMODELED KITCHEN OVER \$100K ★ REMODELED BATH OVER \$50K



#### Best of Houzz 2014-2019

**SNELLER**

CUSTOM HOMES & REMODELING  
[www.snellercustomhomes.com](http://www.snellercustomhomes.com)  
832-797-4320



## \$500 in Upgrades Plus **FREE** Installation

Minimum purchase of \$4000. Not valid with any other offer or discount.

Call for **FREE**  
Design Consultation  
**281-810-9066**

[www.closetfactory.com](http://www.closetfactory.com)

**closetfactory**  
the art of organization

custom closets | home offices | garages  
murphy beds | libraries and more...

©2017 Closet Factory. All rights reserved.

LS17



# Remodel for the Future

User-friendly design upgrades add to market value *by Mara Soloway*

*Baby boomers are a driving force for remodeling efforts that allow residents to live at home as long as possible despite changes to physical health. These efforts are known as aging-in-place and universal design, and their features improve present and future lives while adding value to the home. Major considerations include personal safety, better energy efficiency, better sound control, and better building health and safety – all useful concepts in any home.*

## Design Improvements around the home's interior

Several concepts work for more than one living space. "Some are subtle, such as using levers versus knobs on entry and interior doors because they are easier to use," said Leslie King, CGR, CAPS, CGP, GMB of Greymark Construction. "We also increase door openings into master suites and also downstairs bathrooms. Doors can be put on swing-away hinges instead of widening them."

King looks at putting a shower downstairs in powder rooms if all bedrooms are upstairs, and using curbless shower entries. Other standard bathroom future-proofing ideas are grab bars, higher toilet seats, counters that a wheelchair can fit under and adjustable-angle mirrors.

Lower cabinets with drawers instead of shelves allow the user to see in the back more easily. "You can even have a drawer-type microwave that you put as low as you want, which is a lot safer than reaching over the stove," said Larry Abbott, CAPS, RCS, CGR, of Abbott Contracting.

"With a 42-inch-tall countertop height, you don't have to bend over and everything is at midsection level. That also means you can raise the dish-



**(left page)** This open concept kitchen by Abbott Contracting was remodeled to create a more functional work area and an open, inviting gathering space. The transformation was accomplished with updates and upgrades, which included new appliances from Ferguson, new fixtures from Lighting Inc. and new paint from Sherwin Williams. The translucent green glass tiles at the backsplash display a variety of color shades depending on time of day or intensity of lighting.

washer," Abbott advised. A 30-inch countertop is good for those in a wheelchair; the heights can be mixed if desired.

One-touch faucets are useful for anyone with their hands full. A farm sink sticks out about six inches and can be built to make it easier for a wheelchair to roll under part way. A motorized sink raises and lowers, with flexible drain and waterlines.

Abbott is a fan of LED lights because they give off little heat and have low operating costs compared to other types. To let in more sunlight, he recommends Solatubes, which are similar to a skylight. They let in a lot of natural light during the day; they're engineered to collect light even if the sun is low in the sky. Once you pay a professional to put them in they cost nothing.

For better acoustics, use carpet or soft laminate on floors, acoustic ceiling tiles, and fabric wallpaper or special drywall textures. Abbott advises listening to the sounds of running appliances in the showroom. Most people with hearing problems will have issues if an appliance operates noisily. The size and type of window you put on the street side also affects noise level; Abbott recommends using smaller or high-quality ones to block out the sound.

One of the largest retrofitting jobs for aging in place is installing an elevator in a two-story home, still an expensive proposition. Technology is making it easier, →

# SteveHoodCompany

Fine Building and Remodeling



9301 SW Frwy, Suite 250 • Houston 77074  
713.272.9255 • [steve@stevehoodcompany.com](mailto:steve@stevehoodcompany.com)  
[www.stevehoodcompany.com](http://www.stevehoodcompany.com)

## DOOR CLEARANCE CENTER



**YOUR #1 SOURCE IN HOUSTON!**



**713-937-9132**  
8245 NORTH FWY • HOUSTON, TX 77037

**DOORCC.COM**

## UNIVERSAL DESIGN FEATURES

Having universal design features and products in a home prevents accidents, increases comfort and safety, and enhances residents' independence.

### *Essential universal design features include:*

- At least one no-step entry to the house either through the front, back or garage door.
- Entryway doors that are at least 32 inches wide and interior doors at least 32 inches wide to allow for ample room to pass through.
- Light controls, electrical outlets and thermostats that are easily reachable for a person in a wheelchair.
- A 3-foot-wide corridor, free of hazards and steps that connects all rooms on the main floor.
- A bedroom, kitchen, entertainment area and a full bathroom, with plenty of space for maneuverability, on the main floor.
- Reinforced bathroom walls for the option of adding grab bars.
- Lever-style door handles and faucets that don't require grasping or twisting to operate.
- Raised front loading clothes washer, dryer and dishwasher.
- Side-by-side refrigerator.
- Easy access kitchen storage (e.g., pull-out shelves, adjustable height cupboards, lazy susans).
- Low- or no-threshold stall shower with built-in bench or seat.
- Non-slip floors, bathtubs and showers.
- Raised, comfort-level toilets.
- Multi-level kitchen countertops with open space underneath so one can work while seated.
- Windows that require minimal effort to open and close.
- Covered entryway or porch for protection from rain and snow.
- Rocker-style light switches.
- Task lighting directed to a specific surface or area that provides illumination.
- Easy to grasp cabinet knobs or pulls.

By Dan Bawden, JD, CGR, GMB, CAPS, CGP, Legal Eagle Construction



*"With a 42-inch-tall countertop height, you don't have to bend over and everything is at midsection level."*

but it's best that when you remodel or build to think about where it's going to be and set up the framing in the very beginning, Abbott advises.

### **Simple Solutions Around the Home's Exterior**

Dan Bawden, JD, CAPS, CGP, CGR, GMB, of Legal Eagle Contractors, emphasizes the importance of outdoor lighting. The pathway from the driveway to the house is often poorly lit. Toro lights on a timer or photocells placed along the walkway and in garden beds keep people from tripping, he said. The solution to poor lighting at the back and front doors is a light directly

above the door, which makes it much easier to see the lock mechanism.

Bawden recommends making sure house numbers are well-lit, freshly painted and not obscured by bushes in case emergency services need to find the home.

For the transition outdoors to indoors, Bawden uses a removable ramp that can be made out of a pressure-treated wood or aluminum with nonslip tread. A more permanent ramp can be made in a discreet manner for better resale value. It's useful to have at least one flat threshold. To deter weather and insects once a threshold is removed, Bawden recommends installing a device from Pemko on the bot-





This bathroom by Legal Eagle Contractors underwent a major transformation. A spacious shower and bench replaced a large acrylic tub. Old shiny gold formica cabinets were replaced with beautifully stained custom cabinetry, universally designed with ample drawer space.

tom of the door.

Outdoor patios can be made easier to use with ramps with lots of room to maneuver and a lower grill.

These ideas make it easier for everyone in the family, and are nice if someone in a wheelchair comes to visit, Bawden said. If you're going to make some upgrades, handicap upgrades can be invisible and don't detract from market value. Great design ideas are good for everyone. ♦

## Full Service Remodeler Specializing in Home Improvement

Full year labor and material warranty with every project  
Remodeling and Home Improvement since 1986



Awards for Excellence  
Winner of Distinction  
2017



**ABBOTT  
CONTRACTING**

**REMODELERS  
COUNCIL**

713-777-7200 • 7320 Ashcroft Dr. Houston 77081 • [abbottcontracting.com](http://abbottcontracting.com)

## Houston's Most Trusted DRY CLEANERS

since 1980



### Exceptional Cleaning Services

SMOKE & WATER DAMAGE • ORIENTAL RUGS  
SHIRTS • SLACKS • SUITS • SILKS/KNITS  
FORMALS & WEDDING GOWNS • HAIR-LOOMING  
LEATHER & SUEDE (complete cleaning & conditioning)  
• FURS (cleaning, glazing, and cold storage)

Free Pick-up and Delivery in selected areas



**Sims City Cleaners, Inc.**

9623 HILLCROFT ST. • HOUSTON, TX 77096

[WWW.SIMSCITYCLEANERS.COM](http://WWW.SIMSCITYCLEANERS.COM) 713-721-3100



## Get the Best Return on Your Investment

Smart remodeling will add market value

*Investing in home improvement projects can have a huge return. Good decision making and planning will add value to your home, whether the goal is to create a more enjoyable living space or to put the home on the market.*

Many homeowners who plan to be in their homes for awhile, have thought about updating and customizing it to make it more enjoyable, comfortable, and to better fit their family's current living needs, but they had concerns about what their ROI (Return on Investment) would look like when they decide to sell.

According to the Houston Remodeling Council, there are projects that have an attractive ROI so that you can have your cake and eat it too. *Here's how:* 1) Remodel smart now; 2) Enjoy your remodeled space; 3) Sell your home later and get a good ROI.

It pays to know what projects deliver the highest ROI. A recent National Association

of Home Builders (NAHB) survey of remodelers revealed what improvements you and family members can enjoy now that will later give you a nice ROI *and* make your home more appealing to buyers when your house goes on the market.

Market data showed that small, smart remodels reward homeowners with a better return on investment. Here are five of the most common remodeling jobs:

**Kitchen Remodel**—A minor kitchen remodel can improve the look and utility of the space without costing a bundle, and can yield a 75 percent return. Consider replacing backsplashes, cabinet fronts, countertops, and flooring. Installing low-flow faucets and energy-efficient →





# Award Winning Transformations

Fine Remodeling  
Whole House Renovation  
High-Rise Build-Out



**CHARANZA**  
CONTRACTING, INC.

[www.ccihome.net](http://www.ccihome.net) 713.690.9511



**WINNER**  
*Star Awards*  
2017  
TEXAS ASSOCIATION OF BUILDERS

Remodeler -  
Best Kitchen  
Renovation

Better Business Bureau  
Award For Excellence  
Winner of Distinction 2015

## Exceptional Interiors for Exceptional Clients.




**CHAIRMA**  
DESIGN • GROUP

[www.chairma.com](http://www.chairma.com)  
832-649-8656  
[info@chairma.com](mailto:info@chairma.com)



“Make the smartest investment in your home by hiring a professional remodeler”



appliances can also reduce water and energy expenses in a heavily used room.

**Bathroom Remodel** – Payback on remodeling a bathroom can reach 65 percent with new fixtures, tile, toilet, vanity and lighting. Low flow toilets consume less water and can decrease the monthly water bill.

**Whole House Remodel** – Repairs and replacements of old components and the desire for upgraded amenities were cited as the top reasons homeowners hired a remodeler. Evaluate the use of the entire home to see how remodeling would best fit your family needs and lifestyle. Repurposing spaces can make better use of the home’s square footage and equity, rather than moving to a new home and mortgage.

**Room Additions** – Room additions

have become increasingly popular in the last five years. Additions are added for a variety of reasons including a change of the number of people living in the home, multi-generational living, a desire or need for more space, or to increase the home’s value.

**Window & Door Replacement** – Updating windows can also return a solid portion of the investment (73 percent for wood frames and 71 percent for vinyl). New, energy-efficient doors and windows also help reduce energy leakage from the home and can bring down heating and cooling bills.

**More Projects** – There are more projects that will increase the value of your home. According to the *Cost vs Value Report*, projects with the most ROI were curb appeal projects done in front of

your house. For example, the garage door earned you 97.5% of your money back. Manufactured stone veneer had a 94.9%. Metal roofs, while only yielding a 60.9% ROI, are predicted to increase. An attractive steel, entry door can have a 75% ROI.

When looking for big impact for small investment inside the home, consider updating floors, countertops, light fixtures, and adding a fresh coat of paint.

“Make the smartest investment in your home by hiring a professional remodeler,” says Sherry Pruitt, GHBA Remodeler Council President. “They will help you stay on budget, solve remodeling challenges, and provide a higher-quality service.”

Visit [nabh.org/remodel](http://nabh.org/remodel) or [ghba.org](http://ghba.org) for more information. ♦





**GoBravura**

- | Kitchen Cabinets
- | Vanities
- | Barn Doors

### Showroom

14200 Hollister St, Ste200  
Houston, TX 77066  
Info@gobravura.com  
832-756-2766  
www.gobravura.com



**dalTile®**

**THE LEADER IN TILE  
AND NATURAL STONE**

★ SHOWROOM, STONE CENTER  
& SLAB FACILITY  
11850 HEMPSTEAD, #170  
713-681-7625

★ DESIGN GALLERY  
2808 RICHMOND AVE, STE. A  
713-533-9305

KATY  
21301 PARK ROW DR., STE 460  
281-568-3740

SOUTH HOUSTON  
11711 FUQUA  
281-481-0919

NORTH HOUSTON  
11850 HEMPSTEAD, #180  
713-956-1900

WOODLANDS  
325 SPRING HILL DRIVE  
281-296-2992



WWW.DAL TILEGREENWORKS.COM  
WWW.DAL TILESTONE.COM  
WWW.DAL TILE.COM





## Design Across Decades

Trends from The New American Home *By Alexandra Isham, NAHB*

*By Alexandra Isham, NAHB*

*How long do design trends really last? Some, such as white-on-white, have stayed strong for decades, while others, like wool carpeting (Grandma, we're looking at you), have thankfully left the building. The New American Home (TNAH) has been the official show home of the annual International Builders' Show (IBS) since 1984, and is built in the IBS host city. The home showcases industry best practices, state-of-the-art products, energy efficiency, sustainable materials and the newest construction techniques.*

*The New American Home show also features innovative design concepts and high-end trends of the day. With 34 years of homes to look back upon, we can fondly (or not) remember these trends and determine: Are they still in or are they out?*

### **Cheers! to the '80s**

People remember the 1980s for many reasons. They might say the most memorable moment was the release of Pac Man, a royal wedding, the Challenger disaster, or singing along with the Material Girl.

Speak with an interior designer, though, and you may find their memories of the '80s filled with



**(left page)** This open concept space by Remodelers of Houston, allows family members to mingle freely between the kitchen and family room. The L-shape kitchen is defined by a large island with barstool seating, plenty of countertop space, and a convenient built-in mini fridge for cold beverages located on the outside of the island.

thoughts of Memphis design (known for its bright colors and highly geometric furnishings), pastels, and the opening of America's first IKEA store. The '80s also experienced more of a "homey" look and feel, sometimes synonymous with country design. The New American Homes of the '80s, on-point for their day, celebrated these trends.

### In (but modified): The Country Look

In the 1980s, homeowners asked for designs with a homespun feel. Today, designers regularly incorporate modern farmhouse, an arguably upscale, more refined version of the '80s country vibe. The modern farmhouse style sends us back to our roots without going over the top, and it includes sleek lines the '80s did not offer. Farmhouse sinks, dark window and door frames, and farmhouse hardware, most notably sliding farmhouse doors, are incorporated today instead of simply relying on muted colors.

### The '90s: The Techno Rebellion

The 1990s ushered in the digital age and the dot-com boom. (What did we do before eBay, Amazon, and Google?) The decade also had its fair share of design trends and styles. Some, like Japanese Zen, were a continuation of the '80s, and others were unique to this decade: dark greens, blonde wood floors, floral wallpaper, and area rugs on hardwood floors.

### In (but modified): Japanese Zen and Minimalism

Japanese Zen and minimalistic design were very popular in the '90s; designers focused on creating symmetry, balance, and relaxing vibes in their clients' homes. Today, homeowners continue to cherish minimalist approaches, but are careful not to have homes appear barren. Lines are clean, colors are often light and soft, and furnishings are comfortable, yet modern.→

## SHERWIN-WILLIAMS. THE FIRST CHOICE OF BUILDERS.

At Sherwin-Williams, we're proud to be the number one preferred paint brand among homebuilders. As your single-source supplier for solutions that reduce callbacks and keep homebuyers satisfied, we're committed to helping you get the job done fast and get the job done right.

- Personal service and local responsiveness
- Color and design services like the HomeScapes® Exterior Color Collection customized for your homes
- Exceptional builder programs including The Finishing Touch™ program customized to your needs



HOUSTON-BELLAIRE-5233 BELLAIRE BLVD-713.666.7270  
 HOUSTON-HEIGHTS-1015 DURHAM DR-713.861.6212  
 HOUSTON-CHIMNEY ROCK-2929 CHIMNEY ROCK-713.977.0341  
 HOUSTON-FIREHOUSE-4106 S SHEPHERD DR-713.527.9076  
 HOUSTON-KIRBY-2525 UNIVERSITY-713.529.6515  
 HOUSTON-MEYERLAND-4760 WEST BELLFORT AVE-713.723.4424  
 HOUSTON-MONTROSE-1409 MONTROSE BLVD-713.526.2688  
 HOUSTON-TANGLEWOOD-5750 WOODWAY DR STE 104-713.953.7730  
 HOUSTON-ANTOINE-6501 ANTOINE-713.688-0658  
 HOUSTON-KIRKWOOD-1207 GESSNER-713.464.7435  
 HOUSTON-JERSEY VILLAGE-14640 NORTHWEST FRWY-713.460.5201  
 HOUSTON-HEIGHTS-14040 MEMORIAL-281.493.1750  
 HOUSTON-N MAIN-4721 NORTH MAIN ST STE Q-713.863.1562  
 HOUSTON-OAK FOREST-3510 ELLA BLVD BUILDING C-OPEN SOON  
 HOUSTON-TIDWELL-4940 NORTH FRWY-713.884.8494

**SHERWIN-WILLIAMS**  
PROUDLY SERVICES  
HOUSTON



Ask Sherwin-Williams.™  
sherwin-williams.com

JOIN US ON

## REMODELING? Hire a Professional

To find a remodeler, please go to **GHBA.ORG**

**To find a Houston Remodeling Guide,  
please visit these locations:**

BMC • Ferguson • Pella • Sherwin-Williams  
 Cabinets & Designs • The Design Firm  
 Expressions Home Gallery • Gulf & Basco  
 Factory Builder Stores • MS International • Daltile  
 Venetian Blind/Carpet One • Detering Co. • Ark Concrete





With storage of close to 1000 bottles of wine, this second floor office-turned-wine room is stunning. The reclaimed 3d wood tile that runs on the ceiling and wall, along with the alcoves clad in a honed finished limestone tile, lend to the desired underground feel of this remodel by Eklektik Interiors.





### A New Millenium: The 2000s

With the new century came the iPod, Facebook, and Twitter, the housing boom and bust, and the end of Pluto as a planet. This decade also saw reuse-recycle furniture, the supposed end of the living room, stainless steel fixtures and appliances, and modern technology, such as WiFi in homes and freestanding TVs. Green building gained momentum and has continued to improve; you'll see the latest green technology in the 2019 New American Home in Orlando, Florida.

### Out: Formal Living Rooms

Although it's difficult to pinpoint its exact bow-out, formal living rooms have become less popular since the 2000s. Many homeowners instead prefer home office space, a reading or game room, or just a larger, more casual family room.

### In: Scaling Back

Homeowners want usable spaces, not

## Homeowners want usable spaces, not extra rooms to clean that are rarely used.

extra rooms to clean that are rarely used. They do not necessarily want to live in tiny homes, but they want open spaces that can be used for multiple purposes instead of having separate spaces. Some buyers go one step further with spaces that can transition between inside and outside.

### Today

The past few New American Homes showcase the trends we're most familiar with today, such as white-on-white, open floor plans, mixed exterior materials, exposed wood beams, and unique and detailed tile patterns.

At Best in American Living, we see all these trends appearing across the country, as well as:

- Benches, nooks, and unique storage

solutions in underutilized spaces

- Big showers and free-standing tubs
- Accent walls with wallpaper
- Dark frames
- Metal roofs
- Modern/contemporary
- Natural wood ceilings and beams
- Color accents
- Clean details
- Open but defined floor plans
- Metal and wood exterior details and mixed metals
- Whites, grays, charcoals, neutral taupes and earth tones
- Right-sized kitchens

If there is one thing to learn, it is that design trends (almost) always come back in style – whether or not we ask for it. Stay up-to-date on the latest design trends for 2019 at [blog.bestinamericanliving.com](http://blog.bestinamericanliving.com). ♦

Alexandra Isham is Program Manager, Design, at the National Association of Home Builders. Text reprinted with permission from Best in American Living™ e-magazine: [http://www.nxtbook.com/nxt-books/nahb/bal\\_2017fall/index.php?startid=12](http://www.nxtbook.com/nxt-books/nahb/bal_2017fall/index.php?startid=12)



**HARDWOOD PRODUCTS**  
*Family owned and operated since 1977*

Hardwood Products Company is a Wholesale distributor servicing the commercial and residential hardwood market. We have our own custom milling facility, which allows us to offer high end quality products. We also provide Domestic and Import plywood. Hardwood Products Company has one of the largest inventories of plywood and lumber in Houston, serving a vast array of industry people just like you. Our Specialty is quality products and great customer service.

**MOULDING | HARDWOOD LUMBER | PLYWOOD | HARDWARE | CORBELS | LAMINATE**

1585 W. Sam Houston Pkwy N. Houston, TX 77043    [www.hwp.us](http://www.hwp.us)    Phone: 713-984-8904    Toll Free: 800-444-1206  
Find us on: Facebook, Instagram



## The Benefits of LED Lighting

Save on Energy Bills and Enhance Your Decor

*When planning your next remodeling project it's important to discuss a comprehensive lighting strategy with your contractor. Updating your home from incandescent to LED lighting can save you money while enhancing your home's ambience inside and out. As well, it will showcase your newly remodeled areas.*

The most common places where homeowners are using LED lights are in their kitchen, dining rooms and living rooms. This is because these are the areas where lights stay on for the longest period of time. Therefore, LEDs would be the most beneficial in these areas.

There are many types of LED lights and different modern styles of light fixtures available so finding something to suit your individual taste should not be a problem. Your remodeler can guide you through options available to help you make the appropriate lighting choices.

### TYPES OF LED LIGHTS FOR HOMES

LED lights for homes last longer, conserve energy and energy costs, are more durable and are available in a variety of colors.

**Diffused Bulbs:** An excellent choice for areas where the light is left on for long periods of time.

This dimpled designed lens is covered with clusters of LEDs which spread the light out so it will cover a wider area. The high power diffused bulbs will produce the same amount of light as the one hundred watt incandescent bulb.

**Recessed spotlight bulbs:** These are available for the standard recessed lighting housings. They're perfect for use as an accent light in small areas or over certain objects that you want to highlight in the room. These work well in the kitchen for task lighting over certain areas such as the sink, stove and under cabinets.

**Track lighting bulbs:** These can be purchased with the standard or the pin base and they make an excellent bulb for track lighting because they are more efficient, last longer and they don't get hot to the touch. These also work well in kitchens because they can point in any direction.



*(left page)* This kitchen by Abbott Contracting was remodeled to create a more functional work area and an open, inviting gathering space. The transformation was accomplished with updates and upgrades, which included new appliances from Ferguson, new fixtures from Lighting Inc. and new paint from Sherwin Williams. The translucent green glass tiles at the backsplash display a variety of color shades depending on time of day or intensity of lighting.

**Floodlights:** The floodlights are designed with the "advanced thermal management technology" and last for more than 50,000 hours so you don't have to worry about changing them very often.

## ENHANCE YOUR DECOR WITH LED WALL LIGHTS

One of the best ways to enhance your décor is with LED wall lights. Lighting greatly affects the atmosphere within your home. It can make you feel calm, relaxed and happy or it can make you feel restless and agitated. It has more of an effect on your overall mood that many people realize.

Wall lights can be used to light up hallways, stairs and any other area in your home that tends to be naturally darker. LED bulbs provide the light needed without creating that annoying glare that puts a strain on your eyes. Learning how to use wall lights to your advantage will make a huge difference in your home that will benefit the whole family.

There are three basic types of lights available when choosing LED wall lights for your home:

- Ambient Lighting- Provides overall illumination throughout the room.
- Task Lighting- Focuses the light to a specific area such as for reading or working on projects that require directional lighting.
- Accent Lighting- Highlights specific objects such as art, water falls or decorative walls.

When decorating with LED wall lights it's important to think about the type of mood you're trying to create in a specific area.

For example, in the kitchen and dining area use wall lights that brighten up and provide a nice soft glow throughout the room.

Accent lights would be a great option for family rooms to highlight and focus on a specific object or area in the room. Task lighting can be used anywhere that you need directional lighting.

It's also important to take into consideration the size of the room when choosing the right lighting. Wall lights can make large

rooms look smaller and cozier and small rooms can look larger depending on the type of lighting you use.

Technology has made it possible to use wall lighting more effectively than ever before so you can truly let your creativity shine through. Using LED wall lights can balance out your home and give it that cozy comfortable feel that you've been striving for while increasing its value by making it more updated and modern.→



## REMODELING CONCEPTS, INC.

281.499.9948

CELL: 713.516.7548

REMODELINGCONCEPTS.BIZ





KATHLEEN O. RYAN FINE ART PHOTOGRAPHY

## LED RECESSED LIGHTS FOR YOUR KITCHEN

There are some places in the kitchen that don't get enough light from the traditional overhead fixtures such as the stove, sink and cabinet spaces. Recessed LED lights can solve this problem by directing the light in the areas where it's needed the most.

Recessed lights can perform the job of all three of your lighting needs—provide general illumination that lights up the whole room, highlight certain objects or and they can be used to serve a specific purpose such as providing light over the stove or sink.

**Types of Fixtures:** There are different types of LED recessed light fixtures designed for your kitchen. Some are designed to create a narrow beam of light that is directed to a specific area or object and others spread the light out in a circle beam over a larger area. You'll need to decide which type of lighting will be best suited for your kitchen based on where you plan to install them.

If you need to cover a large area you should keep in mind the following. The circular fixtures that produce a cone-like effect will produce a light in a circle with the most intense lighting at the center. As the light goes outward towards the edges of the circle it will be dimmer because it is

"spillover lighting".

In order to keep the lighting even throughout your kitchen with LED recessed lights it's recommended you keep them about four feet apart. This will allow the "spillover light" to overlap where the intense lighting is touching. This is what provides the even bright lighting you need in the kitchen. If they are spread too far apart the areas where the spillover light occurs will be darker.

Use directional fixtures when you want the light to be focused in a specific area or on a certain object. These are the best options for lighting the area over the stove and food preparation area.

**Buying tips:** Consider the type of fixtures available and the beam angle they will create. How much area will be covered by the light will depend on the type of fixture used, the beam angle, the distance

When decorating with LED wall lights it's important to think about the type of mood you're trying to create in a specific area.

This Greymark Construction kitchen remodel is a 2017 GHBA Houston Best Prism Award winner. The clean and streamlined open concept features Wolf Appliances from Expressions Home Gallery, Brownstone backsplash tile from Walker Zanger and Taj Mahal Quartzite, and Hearthstone countertops. The custom wood island is from Dan's Custom Wood Working and cabinet hardware is Acero Bella. Architectural Design by Jorge Arreola. Interior Design by Sandra Crook, Greymark Construction.

between the light and the object being lit.

Pay close attention to the trim because it does more than change the look of the fixture. It also helps to focus the light and it has an influence over how much glare the lights produce and the quality of the lighting.

## LED UNDER CABINET LIGHTS

LED Under Cabinet Lights is a specific type of LED Light. The following provides information on why you need to buy LED Under Cabinet Lights.

The three most popular types of LED under the cabinet lights are the small directional light, recessed lights and rope lights. The best one for the job will depend on how much room you have under the cabinets and other factors discussed below.

Here are some helpful tips when choosing LED under cabinet lights:

**Consider Light Levels** - The light level is basically the amount of light produced by the fixture. Different types of LED fixtures will produce different amounts of light so it's important to choose the one that best illuminates the area without being overwhelming.

**Consider Color** - Different light bulbs will produce a different color illumination. Some produce a neutral color, others a bluish color and some produce a yellowish-white color. Generally, the bluish color light may be better for highlighting an object where the neutral or yellowish-white light would be better for food preparation.

**Distribution and Uniformity** - This refers to the amount of coverage the light produces and how evenly it is distributed over the counter so it is important to select a fixture that illuminates the area effectively. ♦





# Never Hang Lights Again

*Permanent Color-Changing Lighting for all Seasons*



- LIFETIME WARRANTY
- Energy Saving LEDs - 16 Million Colors
- Patented, color-matched metal channel conceals all wiring and blends seamlessly with home
- Color-changing down lighting
- Professionally Installed

**REMODELING GUIDE  
SPECIAL OFFER\***  
**Save up to \$500**

\*For installs of 120' or more, \$250 off installed price. Installs of 180' or more, \$500 off installed price.

**Control  
from your  
Smartphone**



## LIGHTING FOR ALL OCCASIONS



## HARDLY VISIBLE BY DAY!




## DECK AND PATIO LIGHTING



To request Your **FREE** Estimate 281-905-2999 See it in action! [www.trimlighthouston.com](http://www.trimlighthouston.com)



A modern kitchen featuring a large island with a white marble countertop and dark wood base. Three white bar stools with metal legs are positioned under the island. In the background, a stainless steel range hood is mounted over a cooktop. The backsplash is made of small, square mosaic tiles. A window with a white frame is visible behind the cooktop. To the right, there are open shelves with white dishes. The lighting includes recessed ceiling lights and three pendant lights hanging over the island.

# Kitchen *renovations*

THE HEART OF THE HOME DESERVES  
ARTICULATE PLANNING





PHOTO COURTESY OF REMODELERS OF HOUSTON

## trends KITCHENS

The kitchen is said to be the heart of our home. It's where family members prepare daily meals and bake cookies during the holidays, and work on projects and homework. While entertaining, we are drawn here to eat and drink, and to converse and socialize with friends. So when it comes to remodeling your kitchen, it's a good idea to nail down your top priorities.

A recent study conducted by the National Association of Home Builders reveals what kitchen trends are among the most wanted this year. The survey asked first-time buyers and existing homeowners to rank several kitchen features based on how essential they are to make a home-purchasing decision. More than half of home buyers ranked a walk-in pantry as the top desirable feature in the kitchen. The second most wanted feature was a double sink, followed by a table space for eating, central island and granite/natural stone countertop.

### STORAGE

Home buyers put walk-in pantries at the top of their wishlist when it comes to kitchens. The ideal walk-in pantry is located within the kitchen's workspace zone where food will be prepared. However, it's a good idea to keep it on the outer edge of the kitchen to avoid having people cross the busy work area.

Today, the walk-in pantry is creatively designed to not only store food, but to accommodate pots and pans, bulky cooking appliances, cookbooks and more. Shelves are strategically placed for easy access for the average person and for wheelchair access which is also an important consideration. →

This Briargrove kitchen update by Remodelers of Houston features a spacious island with a wet bar, combined custom walnut and painted cabinets and a separate butler's pantry. Stainless steel appliances by Wolf.



ANALICIA HERRMANN



ANALICIA HERRMANN

*(above)* This Texas-sized kitchen, by Charanza Contracting, Inc., and Chairma Design Group, maintains an intimate feeling that is engaging and inviting for family and friends. *(left)* A frosted pocket door obscures daily messes in the pantry without impeding natural light from illuminating this functional space.

An unobstructed walkway space of a minimum of 36" allows comfortable access for a single person.

We continue to depend on our kitchen cabinets to provide plenty of short and long term storage. Cabinets should be placed strategically to accommodate your working and cleaning routine. Many convenient features are available such as pull-out cabinet shelves, a trash bin hide-away, verticle dividers, spice pull-out with tiered shelves, and a lazy susan corner unit, just to name of few. Ask your remodeler to help you determine what works best for your kitchen style and layout.

### DOUBLE SINK

A double sink is another popular item on the wish list among homeowners ready to remodel. The versatility of a double sink allows for practical multitasking such as having a smaller sink



More than half of home buyers ranked a walk-in pantry as the top desirable feature in the kitchen.

on one side for a garbage disposal and a larger one on the other for washing, which can also save you countertop space.

### ISLAND STYLE

The kitchen island ranks third on the NAHB's most wanted list from homeowners for kitchen features. People love the extra counterspace, storage and seating they provide. Determining the style and shape depends largely on how you intend to use it.

The type of kitchen island best suited for your layout depends a lot on the space you have. An "island" stands alone, is not connected to a wall or counter, and is a good choice if you have a larger space to work with. It allows you to utilize all four sides of the island and can easily include a sink if needed. The more popular shaped islands include the L-Shaped, the U-Shaped, the Galley, and Circular.

When space is limited, a "peninsula" style island is an option that works quiet well. This format juts out from an existing wall or counter and can have seating on one end and preparation space on the other. Both styles can offer eating bars and provide a nice dividing line from the kitchen to the next room without the intrusion of a wall.

According to Kevin Vick, owner of Vick Construction & Remodeling, peninsulas and eating bars are still all the rage. "Our clients like the rest of society, are very busy and want to spend time with family and friends as often as they can. These features allow cooking and dining time to be spent more intimately."

### KEEP IT BRIGHT, NATURAL & AUTOMATED

More than a third of home buyers preferred a white kitchen cabinet color fol-



lowed closely by medium and dark brown. Unlike kitchen cabinets, home buyers have a strong preference for color and type of appliance. Two-thirds of buyers say stainless steel is their preferred color. Home buyers were also decisive when it came to kitchen countertop material. A majority say granite or other natural stone is their favorite. Homeowners are sticking to white cabinets, light-colored walls and more lights. Sherry Pruitt, owner of Whodid It Designs, said clients want light and an open space with a lot of flow.

"Adding lights is another popular and→

In this galley-style kitchen by Vick Construction & Remodeling, Inc., and designer Januari Works of Design Works, a large central island offers ample storage and countertop space for food preparation on one side and comfortable guest seating on the other. Wood flooring and marble countertops add a warm touch.



**(above)** This updated kitchen, by Premier Remodeling and Construction, stays true to its contemporary style by utilizing modern tile, cabinet and lighting options. The colorful turquoise backsplash features subway tiles laid in a chevron pattern; the cabinets are sleek, dark Zebrawood and provide a perfect contrast to the white tile floor; and the pendant lights bring a cool, modern vibe. Appliances are Thermador and Ventahood; cabinets by Accent Cabinetry.

money saving change,” she said. “People are realizing they have many options, such as including LEDs, which add warmth and brightness.”

Homeowners enjoy the perks of the latest technology and are equipping their newly remodeled kitchens with intelligent appliances. Technology has made it possible for us to remotely connect to our espresso machines, refrigerators, ovens, security monitors and more.

#### THE KITCHEN LAYOUT

According to William Cole, CAPS, CGR,

### Over 15 Years Experience and Quality Service

#### REMODELING, RENOVATION & NEW CONSTRUCTION

*Residential & Commercial*

- Kitchen & Bath Remodeling
- Custom Closets
- High Rise Remodeling
- Architectural Design Services
- Attention to detail, expert service, always prepared



**TBR CONSTRUCTION**

Houston, Texas | 713-992-1210 | info@tbrcon.com





president of Divine Renovation, “The layout will make the difference in how efficiently you use the kitchen. A functional kitchen will make cooking and entertaining more enjoyable, while a poor layout may result in retracing your steps and adding time to your tasks.”

If you are about to remodel your kitchen, it's a perfect time to rethink your current layout and consider making it a more useful and accommodating space. Some questions to ask yourself are: How many cooks are in your family? How many people use the kitchen at the same time? How often do you entertain guests?

Cole advises, “When determining which layout will work best, keep in mind three basic areas: Food preparation, cooking, and cleanup.” Traditionally the work triangle consists of the refrigerator (where the food is stored), the stove (where the food is

cooked) and the sink (where cleanup takes place) at the points of a triangle. This creates an efficient kitchen space.

**Popular layouts include:**

**U shape:** This layout uses three walls to create an efficient work triangle. This allows cooks to maximize their time doing tasks because appliances will be closer together. However, having multiple people working in this layout may be difficult depending on the size of the kitchen and if there is a kitchen island.

**L shape:** This layout uses one or two adjacent walls and works well because two or three of the work triangle functions can be on the same wall. This shape allows for better entertaining because a peninsula can be added in place of a wall. If the kitchen is large enough, an island can be added for more storage and function.

**Galley shape:** In this plan the walls are

parallel and have all of the work triangle functions. It is very efficient because everything is closely located. It is not the best layout if a lot of people are in the kitchen at the same time. This layout may be difficult when entertaining, unless one wall is open to an adjacent room that may have a counter with seating.

**Open layouts:** This layout is a popular choice for today's kitchens. The obvious advantage is the ease of entertaining and the cook's ability to stay connected with family and guests while preparing food. The lack of walls increases the ability to have natural light in the space. The disadvantages to this layout are lack of privacy, noise and smells that travel. From a remodeling standpoint, an open plan can add to the cost because of the need to remove walls and rearrange plumbing and electrical. ♦



**PATIO COVERS • OUTDOOR KITCHENS  
SCREENED PORCHES • GAZEBOS  
DECORATIVE PATIOS • SUNROOMS  
AND MORE**

*Call today to schedule  
a free design consultation*

**tcp** **TEXAS**  
**CUSTOM PATIOS**  
**OUTDOOR LIVING**

**281-265-1994**  
See more ideas on our website  
**[www.texascustompatios.com](http://www.texascustompatios.com)**







# *in-home* **Retreats**

**A TRANQUIL SPACE WHERE YOU CAN  
UNWIND AND REJUVENATE**





MICHAEL KASSEL

## trends

### BATHS

Today's bathrooms are a haven for relaxation and harmony. If you have thought about remodeling your bathroom, now may be the perfect time. There are many new products to love, right now, such as sleek, freestanding tubs and handsome shower and vanity plumbing fixtures. As well, there's an endless selection of marble and stone products for floors and countertops, and decorative tiles in new exciting textures, patterns and colors for showers, backsplashes and accent walls.

Additionally, there are styles, elements and ideas you may want to ponder first and incorporate into your new remodel. Whether you prefer spa-inspired, elegant, contemporary, universal aging-in-place, or any style in between, it's smart to have a clear picture of your vision before you begin.

A recent study conducted by the National Association of Home Builders reveals what bath features are among the most wanted this year. The survey asked existing homeowners to rank several bath features based on how essential they are to make a home-purchasing decision.

The study revealed that a linen closet in the master bath ranked number one, followed by having both a shower stall and bathtub. Other top preferences include a double vanity and private toilet compartment in the master bath.

#### THE BATHROOM LINEN CLOSET

Ranking first on the most wanted list is the linen closet. This can be a traditional enclosed closet with shelves or recessed built-in shelves. The idea is to have adequate space to store bath towels, soap and other bath products. Shelves can be conveniently located on→

This inviting spa-like master bathroom by Keechicreek Builders and Chairma Design Group, creates a serene natural atmosphere for maximum relaxation.



This sumptuous West U. bathroom by Legal Eagle Contractors is a far cry from its “before” look. Designed with seven different sizes of real marble tiles, it has a rich and classic look.







HT UNPECK T AHS APO S F OQJ BR M CF

Part of a home addition, this glamorous master bath by Craftmanship by John, Inc., features floor to ceiling Italian tile and custom-built vanities.

the wall directly behind the bathtub faucet while others work well next to the vanity or shower. Ideally, shelves should be 18-24" to hold folded towels and a basket or container for other miscellaneous items.

## SHOWERS AND BATHTUBS

The shower stall ranks number two on the must have list for bathrooms. Home-owners prefer their showers be constructed from natural stone and marble. A popular design trend is to create an accent statement wall with alluring, colorful tiles in eye-catching shapes, designs,

and textures.

There are many interesting remodeling trends for showers, says John Gillette, GMB, CAPS, owner of Craftmanship by John. "Popular shower features include open showers with no doors, double showers with dual showerheads, unique shower floors with linear shower drains and if space allows, a freestanding tub. Technology innovations include audio touch controls, water temperature presets and steam showers all controlled by wi-fi."

For the shower door, both framed and frameless shower doors have many style options. Both are made of tempered glass and may be treated for easy cleaning. Framed doors are made thinner because they are supported by a metal frame. Frameless doors are thicker and are more

expensive because they are not supported by frames. Your remodeler can help you choose the best option that fits your space and budget.

When remodeling the shower for physical disabilities, a curbless, frameless or semi-frameless shower enclosure with safety features should be considered for easy, independent access. According to Stacy Argo, with A-Plus Glass Services, "a curbless shower adheres to universal design principles which allow for accessibility, to the greatest extent possible, by all people regardless of their age, size, ability or disability."

For the romanticist, the freestanding tub takes center stage in the bathroom. They offer many design options and flexibility of placement. Installation is easier and can →



MICHAEL HART PHOTOGRAPHY

be less expensive. On the other hand, many homeowners prefer the design options and surface storage the built-in tub offers. They are also preferred when space is limited or to utilize an odd space or corner.

According to Larry Abbott, CAPS, CGR, RCS, president of Abbott Contracting, people are replacing their Jacuzzis and spa-type tubs with simple stand-alone tubs or soaker tubs that are big, deep, and have state-of-art water circulation. He explained that some people choose to remove their tubs and use the space for large, luxurious showers with room for two people with multiple shower heads and benches.

Master bathroom, by Remodeling Concepts and Lynne T. Jones, ASID, has LED cove and under cabinet lighting and stained and louvered doors. Plumbing by Ferguson; Brookhaven cabinets from Kitchen and Bath Concepts; lighting from Lighting Unlimited; Limestone and accent tiles from Thortree; floor and shower walls from Daltile; paint from Sherwin-Williams.

## VANITIES AND CABINETS

Homeowners want double vanities in their master bathroom. Cabinets are popular in various shades of grey and white. Various shades of wood compliments whites and greys and other colors. Wood also pairs nicely with most any trend including contemporary, traditional and industrial. Marble countertops seem to still be preferred and add an earthy, natural feel.

In the powder room, floating vanities offer an airy, modern and mystic look. Vessel sinks, made of stone, glass and other materials, come in unique shapes and designs and create a striking, artful focal point.



There are many new products to love, right now, such as sleek, freestanding tubs and handsome shower and vanity plumbing fixtures.

## WALLS AND FLOORS

When it comes to walls and floors, natural stone floors reign. As well, material designed to look like stone providing the visual appeal without the need for sealing is very popular. Marble, granite, subway tiles and other artistic tiles are being used on backsplashes, flooring, in the shower and on entire walls.

## MIRRORS AND LIGHTING

Mirrors and lighting can make a statement in the bathroom, according to Gillette. He advises that when choosing mirrors, consider full wall mirrors. “They make a big impression and make the space seem larger and offer a way to reflect your style, whether you choose framed or unframed, modern or vintage. Some mirrors, offer features with bluetooth connectivity and have touch controls to adjust lighting, play music, check the weather, time, news and more. Adding

LED lighting or natural light brightens the room considerably.”

## TECHNOLOGY & TOILETS

Modern day bathrooms have technology options that range from the practical to the downright decadent: from mirrors with a warming feature that prevents fogging, to flat screen TVs and built-in sound systems, push-button temperature controls for the shower and LED-lit temperature readings for sink faucets to voice activated features for lighting

and temperature.

Another desired feature is a private toilet in the master bathroom. This can be enclosed with a door or partly enclosed by a wall. One simple, affordable trend for toilets is the “night light” seats that emit a soft, blue glow from the hinges. Abbott likes the visual appeal of molded toilets that seem like they are one piece and the wall mount ones, which have the added advantage of allowing you to clean the floor underneath. Also popular are raised toilets for comfort and dual-flush options.

“After you remodel your bathroom, it is no longer just functional but it becomes more efficient, modern, and enjoyable,” says Gillette. “Whether you plan to stay in your home or sell, updating a master bathroom is an excellent investment that will provide a generous return on investment.” ♦

In this master bath by Remodelers of Houston, his and her vanities offer ample space to get ready for the day. Large, frameless mirrors reflect lots of light making the space feel larger, light and airy. Shaded sconce light fixtures offers a soft, warm glow.



COURTESY OF REMODELERS OF HOUSTON



# Flexible & functional

SPECIALLY DESIGNED TO GET THE  
MOST OUT OF EVERY SPACE







BRENDA DENNY

## trends

# MULTI-PURPOSE LIVING

By Mara Soloway

It's only natural that we want our living spaces to be functional and beautiful. When we realize that rooms in our home aren't reaching their full potential, we begin to plan how they can be remodeled to give them more purpose. Here are some trending special function rooms that cure mundane spaces while providing great functionality.

## THE NEW MEDIA ROOM

Builders say that media rooms on the ground floor get used more than ones upstairs do. That makes sense, since the traditional media room has been morphing from watching movies in theater seating into a space where the family can be together with several activities being pursued. The large smart television(s) networked with streaming options and gaming consoles make it a play room / game room / media room all in one. You could even add your workout equipment. Connectivity – and electrical power – are key to making it all work in harmony.

## WINE ROOMS

Whether you have fewer than 50 bottles or more than 200, the wine room must be built for proper long-term aging with consideration given to light, humidity and temperature controls. Ideally, it will be placed in the coolest and most humid room in →

Sneller Custom Homes & Remodeling, along with Chairma Design Group, created this unique wine room with ample seating making it an ideal gathering space for any occasion.





Why shouldn't  
these spaces  
be as  
functional as  
other rooms?

**THESE PAGES:** **(left)** Here is a clever and creative use of space under the staircase by Sneller Custom Homes & Remodeling and Chairma Design Group: a dog sitting room enclosed with a see-through sliding door. Here, the dogs can be contained if needed but still feel included. **(right)** In this stunning gameroom, by Morning Star Builders and Chairma Design Group, a brick barrel ceiling with ambient lighting creates the perfect atmosphere for those playing billiards or sitting at the card table. Rustic sliding wood doors open to a large wet bar and lounging area.

the house, which is easier in areas where houses have basements. In Texas, temperature controls will work that much harder to compensate for being above ground. Insulate the door to the room to keep the cool air in.

Sweat the construction details to get yourself an outstanding and high-performing wine room. Lighting should be installed so it doesn't interfere with racking. Dual-zone refrigerators can be built in: drainage and electrical power are considerations. Once the operational details are considered, move to the stylistic ones. Arrange different styles of wine racks in a visually appealing way. Comfortable seat-

ing and a granite-topped counter create an intimate space for wine tastings.

## POCKET OFFICE

A pocket office will be well used for household administration and for work brought home that needs your attention. Perhaps the most convenient place to set it up is near the kitchen so that tasks can be attended to during food prep's downtime. Plus, you can enjoy the great cooking smells. But wherever you might place it, functionality is gained with built-in file units, a desktop that folds up when not in use, drawers and shelf space or a table for a printer/scanner/fax. Have your

remodeler put in electrical outlets that have USB ports for charging cell phones and tablets. A sliding door will save space but won't offer the soundproofing of a regular door.

## DIRTY KITCHEN

The dirty kitchen is a second kitchen in which the messy work is done. Think butler's pantry – a small space near the kitchen that becomes the work horse of food preparation. It gets dirty so the big kitchen stays clean and pretty. Cabinetry, countertops, sink and dishwasher are reproduced on a smaller scale. A small fridge keeps cold ingredients handy. →







**Payless Insulation**  
The best for less.

EXISTING & CUSTOM HOMES  
**INSULATION  
INSTALLATION  
& REMOVAL**  
ATTICS • WALLS • FLOORS

NO FLOOD INFLATED PRICES

**FREE ESTIMATES**  
**713.868.1021**  
[www.paylessinsulation.com](http://www.paylessinsulation.com)

**GHBA**  
GREATER HOUSTON  
BUILDERS ASSOCIATION

*Join the*  
**Houston  
Remodelers  
Council**

*For information, please call*  
281.970.8970 ext 110  
[www.ghba.org](http://www.ghba.org)

**REMODELERS**  
COUNCIL



BRAD CARR, B-RAD PHOTOGRAPHY

## A ROOM OF THEIR OWN

Virginia Woolf had it right: every woman needs “A Room of Her Own.” Separate sheds away from the house for crafting or yoga are trendy, but rising in popularity is the walk-in closet that is transformed into a dressing space oasis. Imagine one complete with a chandelier and built-ins that can include glass doors, an island with drawers to store jewelry and, of course, shoe displays (and lots of them). Install a three-way mirror, and incorporate custom moldings, special finishes and dazzling closet systems. The room of her own can be as well-designed as any in the home.

Not to be left out, men also seek a space that reflects their passions. The man cave is where remodelers show their flair for creative construction, pulling together numerous functional elements in one space that complement the range of guy themes – sports, vintage cars, rock-n-roll, military, etc. Unique features can include curved bars with sinks and beer taps, wine storage, media components, and built-in display cabinetry. Want a room that holds your pool table, displays your vintage guitars, has café seating to enjoy wine and cigars,

Sneller Custom Homes & Remodeling, along with Chairma Design Group, converted an unused office to add square footage for an expanded master suite, including this boutique-style master closet featuring ample shelves for handbags and shoes, a washer/dryer and coffee bar.

and has a different seating area with widescreen TVs to watch the game with friends and family? Dream it and it will become yours.

## THE LAUNDRY MUD ROOM

Shouldn't these spaces be as functional as other rooms? Add a sink for hand-washing delicate clothing and other tasks, drying racks, folding space, abundant storage – including space for the iron and ironing board – and one of the latest trends: a dog washing station. These can be the step-in type for larger breeds or raised for washing smaller dogs and cats.

Depending on the location, laundry rooms can also incorporate the functions of a mudroom with hooks for backpacks and jackets, ample shoe storage, and a charging station for electronic devices. Functionality is the key. ♦





## Let ServiceMASTER restore your peace of mind and get things back to normal

CONSTRUCTION CLEANUP AND EMERGENCY RESPONSE FOR FLOOD, FIRE, STORM  
HOME OR COMMERCIAL CLEANUPS



- Post Construction home clean/restoration
- Construction debris removal
- Steam clean furniture upholstery
- Wood/tile floor cleaning
- Carpet & rug cleaning
- Tile & grout cleaning
- Dust removal •Duct cleaning
- Home content cleaning, packing & storing
- Water mitigation

*ServiceMASTER*  
Restore  
*The clean you expect. The service you deserve.®*

*ServiceMASTER* SOUTHWEST  
**24/7/365**

*No matter the challenge,  
Our team is ready!*

**WATER RECOVERY:** Because damage caused by water can increase substantially without prompt action, we are on site within four hours. Our advanced products and procedures ensure your home is restored quickly.

**CONTENT INVENTORY & PACKOUT PROGRAM:** Our proven automated inventory control system uses a handheld mobile computer — the Mobile Service Manager (MSM) — to track the status of each homeowner's belongings. When required, we also can clean, restore, deodorize, re-pack, store and transport personal possessions.

**ODOR MITIGATION:** Removal of severe odors requires a variety of professional products, systems and specialty equipment, and often multiple treatments are necessary. We can remove a wide range of odors like protein, trauma and sewage-based odors, as well as fire, smoke and water odors.

**FIRE & SMOKE RECOVERY:** Even after the fire is out, damage continues. We are experts at understanding the chemical combinations that can effectively clean and salvage belongings, thus helping to avoid additional expenses.

**TRAUMA, BIO-HAZARD & VANDALISM:** At ServiceMaster SouthWest we understand that these damages go beyond the surface. Cleaning these losses demand that we be aware of the emotional impact on our customer as well.

**281-242-5777**

**[www.servicemastersouthwest.com](http://www.servicemastersouthwest.com)**

2014 ServiceMaster Residential/Commercial Services L.P.  
All rights reserved.



# Outside *getaways*

**BUILD YOUR OUTDOOR SPACE TO  
BE FUNCTIONAL ALL YEAR**







TK IMAGES

## trends OUTDOOR

Texans love to cook out all year long—come rain or shine, summer, spring, or fall. What better way to make grilling more fun than to have your own convenient outdoor kitchen, ready when you are, to tackle the job at hand?

Outdoor kitchens make life easier for those who enjoy grilling their meals and entertaining outdoors. You can design your deck or patio to be an extension of your family's living space. It can also enhance your home's resale value.

With proper planning, you also can enjoy your meals in the great outdoors. Here are some factors to consider when determining if an outdoor kitchen is right for your family.

### WHAT WORKS BEST IN YOUR SPACE?

Outdoor kitchens can be as elaborate — or as simple — as you'd like. But to make the most of your new space, you need to carefully consider the design.

Think about how the space will be used. Do you want guests to eat outside or just mingle while you cook? What features (pool, trees, etc.) are already in your back yard and need to be worked around? Is there enough ventilation area so smoke from the grill can blow away?→

This outdoor living area by Texas Custom Patios was created as a personal retreat for the homeowners. It includes a full outdoor kitchen equipped with both a Big Green Egg and large gas grill, a microwave, a sink, plenty of storage and counter space and a full-size fridge. The ceiling is a smoky bourbon colored tongue-and-groove pine trimmed with cedar beams and columns. Underfoot is concrete finished in a travertine tile.





## Outdoor kitchens make life easier for those who enjoy grilling their meals and entertaining outdoors.

Have a professional check the patio or deck where you plan on building your outdoor kitchen. While most can support the additional weight, you may need to add structural support.

Make sure there is plenty of space for people to gather without getting in the way or being too close to open flames. Typically, there should be 3 feet of space on either side of the grill for work space and food preparation.

### HOW OFTEN WILL YOU BE USING YOUR OUTDOOR KITCHEN?

This will determine numerous factors, including the equipment you purchase. If

you will use your outdoor kitchen just in the summer, a grill with wheels can be moved into the garage and protected from the elements once the seasons change. These types of grills are the most common and come in a wide variety of sizes and prices with a range of features.

If you plan to use your outdoor kitchen year-round, consider a built-in grill. Look for one with side burners in the base unit that allow for cooking at different temperatures simultaneously. This base provides extra countertop and storage space.

Make sure the grill is in an area that can withstand high temperatures and is impervious to stray embers or sparks, such →

THESE PAGES: **(above)** A contemporary lap pool renovation by Abbott Contracting. The area is enclosed with lush landscaping, a garden privacy wall, a cozy seating area and a shower for pool guests. **(right)** The outdoor pool house and summer kitchen by Steve Hood Company Builders, was part of a larger project that included a porte-cochere and masonry fence encompassing an adjacent piece of property. The space is timber framed pine beam structure with v-joint cypress ceiling. A barbecue sits below the television cabinet.







This exceptional outdoor living space, by John Gillette, GMB, CAPS, of Craftsmanship by John, has a covered cathedral ceiling, stone fireplace, plenty of seating, and a putting green.







as a stone patio. You won't be able to take it with you if you move, so think carefully before investing a lot of money in a permanent grill.

Take into account your lighting needs. If you eat or entertain into the evening, you'll want direct light for the work area so you can monitor the grill.

### WHAT EQUIPMENT WILL YOU NEED?

Standard grill accessories include grids for grilling fish and vegetables, a meat thermometer and tongs. An exhaust hood for a built-in grill will keep smoke out of your guests' eyes. Refrigerators with ice makers are ideal for storing beverages and food. An outdoor sink makes prepping and cleaning veggies an easy

task. Unless you plan on washing dishes outside, a cold water connection is all you need.

For small appliances and stereos, you'll need outdoor GFCI outlets. Consult with a professional electrician for code requirements. Consider purchasing patio heaters or an outdoor fireplace if you plan on grilling in the chilly months.

Select weatherproof materials for countertops, cabinets and other elements of your kitchen. Stainless steel, slate, tile, stucco and stone all work well. A large tent or outdoor umbrella can cover your guests and equipment and provide shelter from the sun or rain. *For more information visit NAHB, [nahl.com](http://nahl.com).* ♦

KOLANOWSKI STUDIO



This outdoor space created by Sneller Custom Homes & Remodeling has an outdoor kitchen complete with grill, fridge, sink and granite countertop. Extending beyond the kitchen, a patio covers the fireplace with an electronic drop-down movie screen, seating area and dining table. Design by Matt Sneller, CAPS, CGP, GMB.





## THE TECH-SAVVY HOME

### Smart ways to keep your home current

Powered by convenience, houses are turning high-tech – wired with the latest options for contemporary living. And homeowners are requesting the ability to access their homes' security and services from a tablet or smartphone, even when they are miles away.

Members of the Remodelers Council keep up with the latest gadgets and hottest trends for high-tech homes and can recommend a number of ways to turn your home today into the house of the future.

#### Connect everything

According to Matt Sneller, owner of Sneller Custom Homes and Remodeling, the first step to a high-tech home takes place behind the scenes by adding low-voltage wiring. Telephone, intercom, alarm systems, audio, video, data, HVAC and networking capabilities can all be connected through wiring and cabling infrastructure within the home.

#### Enhance security

Installing wiring for cameras is a common request from clients, according to Bill Riley, owner of Bicycle Bungalows. He said homeowners are replacing costly security systems and monitoring services with security cameras and want the ability to control the cameras, as well as entry and garage doors, from their smartphones with a single system.

#### Lighten up

LED lights are often requested because they are extremely energy efficient and a great product for a great price, Sneller said. Many companies have created cool lighting systems that provide solutions, such as geofencing technology, to provide lighting control with just a tap on a smartphone screen.

#### Control the kitchen

A number of appliance manufacturers have joined the wireless trend by providing apps that allow for wireless control, Riley said, one of which a homeowner can use to start and pre-heat the oven. Another recently announced technology can even check the contents of the refrigerator while the homeowner is still at the grocery store.

#### Take it outside

Smartphone-operated flat-screen televisions and surround-sound systems continue to be popular outdoor living upgrades, according to Rob Douglass, owner of Texas Custom Patios. Embellish it all with a fire table or an outdoor fireplace. ♦

## PREPARE YOUR HOME FOR HURRICANE SEASON

### Protect your loved ones and your investment

As storm season approaches, the likelihood of hurricanes increases. Powerful storms that bring heavy rains and flood can wreak havoc on your property. To help preserve one of your most important investments and your loved ones, consider taking the following proactive steps:

#### Weatherproof Your Home

- Seal doors and windows. Make sure the seals around your home's windows and doors are not cracked. Over time, temperature changes can damage seals. Heavy storm winds will allow rain to easily seep through doors and windows if they are not properly sealed. Some hardware stores may sell retrofit kits for garage doors to bolster their hurricane-resistance.
- Review your roof. Examine your roof for damage. Any exposed sections of your roof can further harm your home during a storm. You should also repair any holes, loose shingles or broken tiles. A qualified contractor can check the structural integrity of your roof and if needed, install hurricane straps or clips to your roof to hold it in place during strong winds.
- Clear your yard. Any item in the front or back of your home can instantly turn into a flying object and create more damage to you or your neighbor's property. Patio furniture, grills or garden gnomes should be stored indoors or securely fastened to the ground.
- Unclog gutters. Conduct a simple visual inspection of your gutters and downspouts. If your gutters are poorly sloped or leaking they will overflow and cause damage to your home's exterior or foundation. Clearing your gutters will help improve their effectiveness and prevent unnecessary debris from accumulating during a heavy rain storm.

#### Create a Disaster Supply Kit

An emergency supply kit will help you and your family with any type of natural disaster. You may lose power or need to evacuate your area, so it is important to have essential items on hand. Your kit should contain some basic items:

- Water (one gallon of water per person per day for at least three days, for drinking and sanitation)
- Food (at least a three-day supply of non-perishable food)
- Battery-powered or hand crank radio and a NOAA Weather Radio with tone alert
- Flashlight • Extra batteries, • First aid kit, a whistle to signal for help

You should also consider what unique items you may need for your family such as supplies for seniors or pets. For additional ideas on creating an emergency supply kit, visit [ready.gov](http://ready.gov).

#### Make a Plan

When bad weather hits, you should have a plan in place to keep in touch with your family or loved ones. Ready.gov recommends putting a communication plan together with your family to know how you can contact one another and reconnect if separated. Choose a family meeting place that is familiar and easy to find. Make sure to discuss the specific needs of your household when planning such as dietary needs, medical supplies and other items specific to your daily living needs and responsibilities. ♦

To learn more about protecting your home during a hurricane or natural disaster, visit [www.ghba.org](http://www.ghba.org)





## VIRTUALLY BETTER

### 3D software takes planning from to rendering to reality

Using 3D software gives design professionals a virtual way to show clients how their remodeling project will look. Paper and pencils are often used to make very rough sketches in the earliest phase of the design process, but after that, the plan is drawn to scale in 3D software, working first on a floor plan, then on details including roof lines, wall locations, surface finishes and cabinet layouts. During the design/plan phase, this 3D model is used to facilitate communication, making it possible to visualize and explore various possibilities for the project.

For a remodel, the existing house is often drawn first, and then the plan is modified to reflect the proposed changes. This helps the homeowner imagine the finished project before the work begins. Modeling in 3D gives the homeowner a better visual sense of the project than traditional blueprints do.

Homeowners can meet with the design professional in person or with an online meeting, where they view the plan, review 3D images of

interior and exterior views from many angles, and check out the overall footprint. Modifications often can be made on the spot. This interactive process speeds up the design process and makes the homeowner more involved in the project.

A mini layout – a smaller version of a blueprint – might be emailed to a client in as a PDF. The layout could include traditional floor plans and elevations, interior and exterior, but adds colorful 3D images similar to photographs of the proposed plan, showing views from various angles, as well as surface finishes of walls, floors, cabinets, etc. The owner then contacts the designer with their evaluation of the plan.

Regardless of the type of plan review, once changes are made and the plan is complete, the builder/remodeler now has an accurate model for preparing the estimate. When the job is approved, blueprints for permitting and



(Top) Remodeled kitchen by Premier Remodeling and Construction.  
(Above) 3D rendering of proposed kitchen remodel by Katy Fernandez with My Cabinet Source.

construction purposes are created using the same software.

Using 3D modeling is a win-win. The contractor benefits from the accuracy of a 3D model – it is easier to estimate a job and keep costs in line when a project is finalized before the ground is broken. The client can clearly see how the project will look, which saves time and money by making it simpler for them to make decisions quickly. With 3D modeling, a picture is truly worth a thousand words. ♦

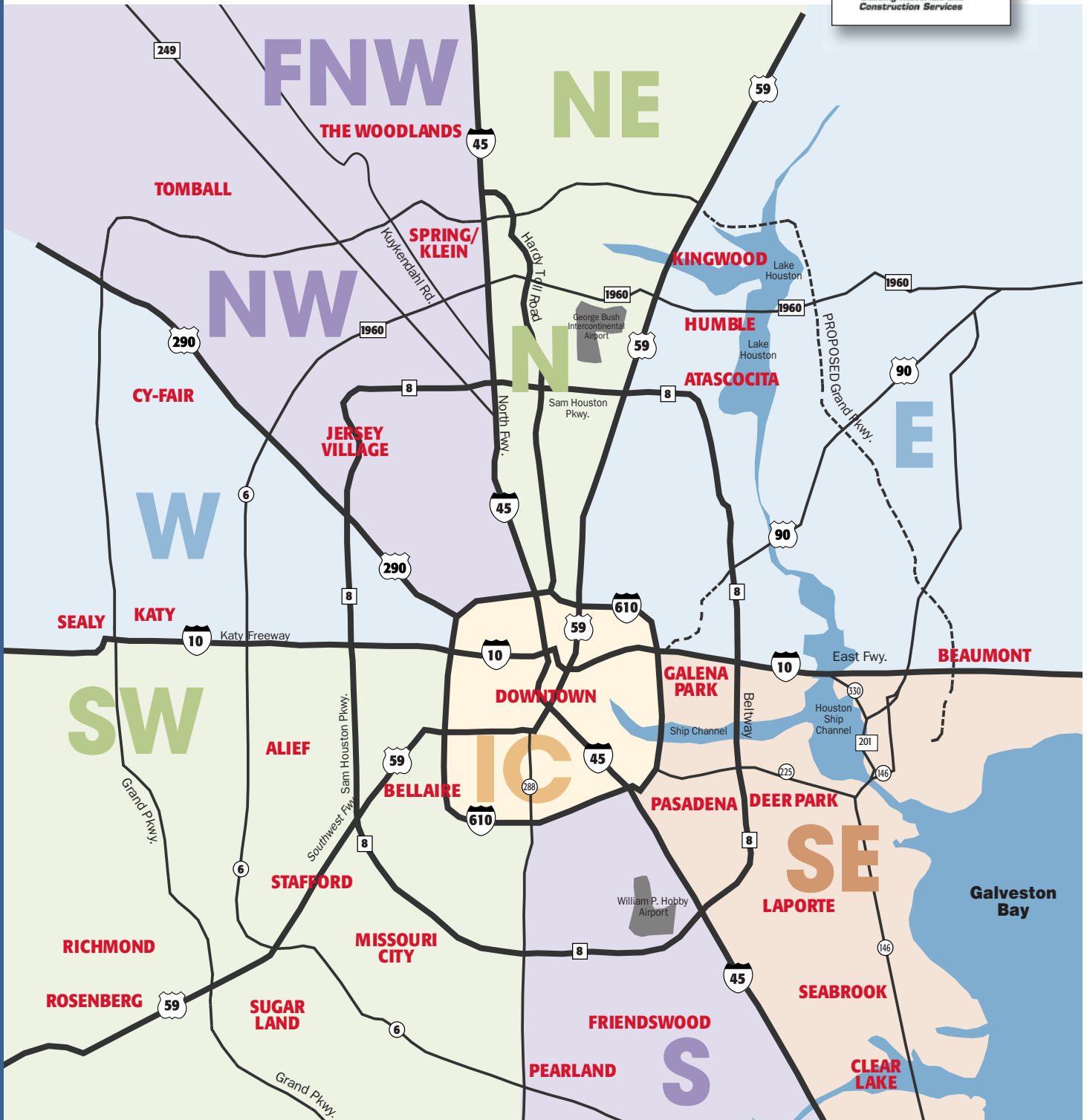
Katy Fernandez, CAPS: Designer, My Cabinet Source  
Contractor: Premier Remodeling and Construction



# Remodeler Map of Greater Houston

For more information, please visit [www.ghba.org](http://www.ghba.org) and click on Consumers.

SPONSORED BY



N = north  
NW = northwest  
NE = northeast

FNW = far northwest  
W = west  
S = south  
SW = southwest

SE = southeast  
E = east  
IC = inner city



# Directory of Professional Remodelers

Directory provided by the Greater Houston Builders Association, May 1, 2019. For updated information, please visit [www.ghba.org](http://www.ghba.org).



<b>1st Capital Contractors</b> Jesse Pedraza 26886 Wellington CT • Kingwood, TX 77339-1432 (281) 312-2517 <a href="http://www.firstcapitalcontractors.com">www.firstcapitalcontractors.com</a> <a href="mailto:firstcapitalcontractors@hotmail.com">firstcapitalcontractors@hotmail.com</a>	ALL	<b>Andrade Custom Builders</b> Victor Andrade 14010 A Luthe Rd • Houston, TX 77039 (281) 227-8225 <a href="http://www.andradecb.com">www.andradecb.com</a> <a href="mailto:andrade@andradeconcrete.com">andrade@andradeconcrete.com</a>	<b>B &amp; B Industries</b> David Rodriguez P. O. Box 1113 • Rosenberg, TX 77471 (281) 342-2333 <a href="http://www.bbindustries.net">www.bbindustries.net</a> <a href="mailto:bbindustries@txun.net">bbindustries@txun.net</a>
<b>3D Builders, LLC</b> David Daniels, GMB, CGR, CAPS, CGP 1626 Oak Tree Dr. • Houston, TX 77080 (281) 501-9820 <a href="http://www.threedbuilder.com">www.threedbuilder.com</a> <a href="mailto:david@threedbuilder.com">david@threedbuilder.com</a>	E, FNW, IC	<b>AP Construction Group LLC</b> Alvaro Peynado 6602 Westview Dr. • Houston, TX 77055 (281) 831-6640 <a href="mailto:alpeynado@hotmail.com">alpeynado@hotmail.com</a>	<b>Ballard Building Company</b> W. S. (Sandy) Ballard 14750 Oak Bend Dr. • Houston, TX 77079 (832) 309-5435 <a href="mailto:sandy@ballardbuildingcompany.com">sandy@ballardbuildingcompany.com</a>
<b>3H Construction Services LLC</b> Brian J. Anderson 3722 Mossy Rock Ct • Kingwood, TX 77345 (281) 830-0004 <a href="http://www.3hconstructionservices.com">www.3hconstructionservices.com</a> <a href="mailto:3hservices@gmail.com">3hservices@gmail.com</a>	All	<b>Archibald Custom Homes LLC</b> Michael Archibald 27630 Maverick Run Ln • Fulshear, TX 77441 (832) 799-3889 <a href="http://www.archibaldcustomhomes.com">www.archibaldcustomhomes.com</a> <a href="mailto:mike.archibald@archibaldcustomhomes.com">mike.archibald@archibaldcustomhomes.com</a>	<b>Bayou City Exteriors, LLC</b> Jeffrey C. Walker 5315B Cypress Creek Parkway, Suite 188 • Houston, TX 77069 (281) 941-5399 <a href="http://www.BayouCityExteriors.com">www.BayouCityExteriors.com</a> <a href="mailto:jeffrey@bayoucityexteriors.com">jeffrey@bayoucityexteriors.com</a>
<b>Abbott Contracting, L.L.C.</b> Larry Abbott, CAPS, RCS, CGR 7320 Ashcroft Dr Suite 212 • Houston, TX 77081 (713) 777-7200 <a href="http://www.abbottcontracting.com">www.abbottcontracting.com</a> <a href="mailto:larry@abbottcontracting.com">larry@abbottcontracting.com</a>	IC,S	<b>Arkitektura Development, Inc.</b> Gerard Contreras 705 Harborside Way • Kemah, TX 77565 (281) 957-9192 <a href="http://www.arkdevinc.com">www.arkdevinc.com</a> <a href="mailto:pc@arkdevinc.com">pc@arkdevinc.com</a>	<b>Bella Torre Homes</b> Michael Taubin 2723 Sackett St • Houston, TX 77098 (713) 570-6197 <a href="http://www.bellatorrehomes.com">www.bellatorrehomes.com</a> <a href="mailto:Miket@bellatorrehomes.com">Miket@bellatorrehomes.com</a>
<b>Aberdeen Building Group</b> Scott McNinch 919 Prince Street • Houston, TX 77008 (713) 819-2420 <a href="http://www.aberdeenbuildinggroup.com">www.aberdeenbuildinggroup.com</a> <a href="mailto:scott@aberdeenbuildinggroup.com">scott@aberdeenbuildinggroup.com</a>	All	<b>Arrow Custom Homes Inc</b> Douglas Bingham, CGP 105 Brazos Hill Lane • Sealy, TX 77474 (979) 885-6745 <a href="http://www.arrowcustomhomes.com">www.arrowcustomhomes.com</a> <a href="mailto:douglas@arrowcustomhomes.com">douglas@arrowcustomhomes.com</a>	<b>Belmont Custom Homes</b> Charles A. Whiteford, III 5210 Spruce St • Bellaire, TX 77401 (713) 784-4488 <a href="mailto:belmontcustomhm@aol.com">belmontcustomhm@aol.com</a>
<b>Advice Services, L.P.</b> David W. Vice 4615 Turf Valley Dr • Houston, TX 77084 (713) 816-4141 <a href="mailto:dave.vice@leedavidhomes.com">dave.vice@leedavidhomes.com</a>	All	<b>Art In Renovation</b> Varnal Alford 25200 Ashley dr • Hockley, TX 77447 (281) 734-9750 <a href="http://www.artinrenovation.com">www.artinrenovation.com</a> <a href="mailto:varnalalford@yahoo.com">varnalalford@yahoo.com</a>	<b>Bicycle Bungalows LLC</b> Bill C. Riley, CGB, GMB, CGR, CGP 1717 Yale St • Houston, TX 77008 (832) 786-1609 <a href="mailto:info@bicyclebungalows.com">info@bicyclebungalows.com</a>
<b>AGM Design Solutions, LLC</b> Melody Oviedo PO Box 355 • Baytown, TX 77522 (281) 684-1364 <a href="mailto:melody@agmdesignsolutions.com">melody@agmdesignsolutions.com</a>	All	<b>Artisan Brothers LLP</b> J. Carter Noonan II, 104 Industrial Blvd Ste 204 • Sugar Land, TX 77478 (281) 313-7283 <a href="http://www.artisanbrothers.com">www.artisanbrothers.com</a> <a href="mailto:carternoonan@yahoo.com">carternoonan@yahoo.com</a>	<b>Bill Hughes, Inc.</b> William Hughes PO Box 7858 • The Woodlands, TX 77387-7858 (832) 731-5941 <a href="mailto:bill@billhughesinc.com">bill@billhughesinc.com</a>
<b>All Star Construction, Inc.</b> Dennis Haws, CGR 13110 TC Jester Blvd. • Houston, TX 77038-1646 (281) 847-0294 <a href="http://www.allstarconstruction.com">www.allstarconstruction.com</a> <a href="mailto:info@allstarconstruction.com">info@allstarconstruction.com</a>	E, FNW, IC	<b>Artisan Property Solutions LLC</b> Robert Peterson 203 Woodvale Dr. • League City, TX 77573 (832) 273-0644 <a href="http://www.artisanhomepro.com">www.artisanhomepro.com</a> <a href="mailto:rob@artisanhomepro.com">rob@artisanhomepro.com</a>	<b>Blue River Custom Builders, Inc.</b> Tylor Hearn 409 Oriole St. • Houston, TX 77018 (832) 962-7753 <a href="http://www.bluerivercustombuilders.com">www.bluerivercustombuilders.com</a> <a href="mailto:thearn@bluerivercustombuilders.com">thearn@bluerivercustombuilders.com</a>
<b>Aloft Construction Group</b> Johnnie Staggs 4771 Sweetwater Bvd #262 • Sugar Land, TX 77479 (281) 242-0455 <a href="mailto:johnnie@aloftco.com">johnnie@aloftco.com</a>	All	<b>Ashwood Designs &amp; Custom Homes</b> <b>Coan Ross Custom Concepts</b> Ross Huthmacher 4010 Bluebonnet Blvd., Ste 213 • Houston, TX 77025 (281) 435-3696 <a href="http://www.ashwooddesigns.com">www.ashwooddesigns.com</a> <a href="mailto:ross@ashwooddesigns.com">ross@ashwooddesigns.com</a>	<b>B OK Services</b> Dennis Hart 2414 County RD 90 #226 • Pearland, TX 77584 (713) 254-2072 <a href="http://www.beokayservices.com">www.beokayservices.com</a> <a href="mailto:dennis@beokayservices.com">dennis@beokayservices.com</a>
<b>Alquimia, Inc.</b> Fulton Davenport 1636 Richmond Avenue • Houston, TX 77006 (713) 446-7022 <a href="http://www.alquimiainc.com">www.alquimiainc.com</a> <a href="mailto:jfd@alquimiainc.com">jfd@alquimiainc.com</a>	IC	<b>Ashworth Design &amp; Remodeling, LLC</b> Bruce A. Sommers, CGR, GMR, GMB, CAPS, CGP, CPBD 3218 Holly Green Drive • Kingwood, TX 77339 (281) 360-6117 <a href="http://www.ashworthdesignbuild.com">www.ashworthdesignbuild.com</a> <a href="mailto:bruce@ashworthdesignbuild.com">bruce@ashworthdesignbuild.com</a>	<b>Boutique Kitchen and Bath</b> Diana Braun 5204 Bissonett • Bellaire, TX 77041 (346) 800-2284 <a href="http://www.kitchensbathstiles.com">www.kitchensbathstiles.com</a> <a href="mailto:kbdshouston@gmail.com">kbdshouston@gmail.com</a>
<b>American Tradition Custom Homes, LLC</b> Steven Belknap 442 Preston Rd • Richards, TX 77783 (936) 446-7072 <a href="http://www.ATDesignBuild.com">www.ATDesignBuild.com</a> <a href="mailto:Steve@ATDesignBuild.com">Steve@ATDesignBuild.com</a>	All	<b>Assist2Build, LLC</b> Jeff Gaines PO Box 130159 • Houston, TX 77219 (713) 569-1646 <a href="http://www.build-1.us">www.build-1.us</a> <a href="mailto:jeff@assist2build.us">jeff@assist2build.us</a>	<b>Boutros Construction, Inc.</b> Mark Boutros, GMB 888 W Sam Houston Pkwy S. #200 • Houston, TX 77042 (713) 587-0000 <a href="http://www.boutrosconstruction.com">www.boutrosconstruction.com</a> <a href="mailto:mark@boutrosconstruction.com">mark@boutrosconstruction.com</a>
<b>American Villas, LLC.</b> Nader Shirazi P.O. Box 542002 • Houston, TX 77254 (281) 320-1000 <a href="http://www.americanvillas.net">www.americanvillas.net</a> <a href="mailto:info@americanvillas.net">info@americanvillas.net</a>	All	<b>Augusta Kelly &amp; Company, LLC</b> Brooke Saldana PO Box 2355 • Friendswood, TX 77549 (713) 836-2921 <a href="mailto:brooke@augustakelly.com">brooke@augustakelly.com</a>	<b>Brendan Homes LP</b> Kurt LaBarge 714 Stonewall Jackson Ct • Conroe, TX 77302 (281) 932-9835 <a href="http://www.brendancustomhomes.com">www.brendancustomhomes.com</a> <a href="mailto:info@brendancustomhomes.com">info@brendancustomhomes.com</a>
<b>Americana Homes, Inc.</b> Angelica M. Ramirez 7941 Katy Fwy. #788 • Houston, TX 77024 (832) 875-5397 <a href="http://www.americanahomesinc.com">www.americanahomesinc.com</a> <a href="mailto:angelica@americanahomesinc.com">angelica@americanahomesinc.com</a>	All	<b>B &amp; A Builders, Inc.</b> Richard Burch PO Box 944 • Katy, TX 77492-0944 (281) 391-2934 <a href="mailto:rnbkt@juno.com">rnbkt@juno.com</a>	<b>Brickhouse Construction, LLC</b> Brad Krish 12999 Murphy Road, STE N-14 • Stafford, TX 77477 (832) 310-0521 <a href="http://www.brickhousecompany.com">www.brickhousecompany.com</a> <a href="mailto:brad@brickhousecompany.com">brad@brickhousecompany.com</a>
<b>AMS Management Services Inc</b> Remon Green 232 E Crosstimbers Street STE B • Houston, TX 77022 (832) 566-6684 <a href="http://amsconstructiontx.com">amsconstructiontx.com</a> <a href="mailto:project@amsconstructiontx.com">project@amsconstructiontx.com</a>	All	<b>Brickland Homes, Inc.</b> Rosemary Bickford 17015 Seven Pines Drive, Bldg. 4 • Spring, TX 77379 (281) 893-5689 <a href="http://www.bricklandhomes.com">www.bricklandhomes.com</a> <a href="mailto:rosemary@bricklandhomes.com">rosemary@bricklandhomes.com</a>	<b>Brickland Homes, Inc.</b> Rosemary Bickford 17015 Seven Pines Drive, Bldg. 4 • Spring, TX 77379 (281) 893-5689 <a href="http://www.bricklandhomes.com">www.bricklandhomes.com</a> <a href="mailto:rosemary@bricklandhomes.com">rosemary@bricklandhomes.com</a>

Please see advertising directory on page 12 for members highlighted in grey.

<b>Brickmoon Design</b> Jeremy McFarland 1438 Campbell Rd, Ste. 202 • Houston, TX 77055 (281) 501-2712 www.brickmoondesign.com jeremy@brickmoondesign.com	<b>All</b>	<b>Citylife Homes, LLC</b> Rick Walsh 5902 Winsome Ln • Houston, TX 77057 (281) 961-8741 www.citylife-homes.com rick@citylife-homes.com	<b>SW,IC</b>	<b>Davanti Homes</b> Kevin Ashcraft P. O. Box 1028 • Humble, TX 77347 (281) 850-9833 www.davanti-homes.com kevin@davanti-homes.com	<b>All</b>
<b>Builders West, Inc.</b> Kurt Lobpries 8905 Friendship • Houston, TX 77080 (713) 465-2233 www.builderswest.com builderswest@builderswest.com	<b>W,SW,IC</b>	<b>CM2 Construction</b> Chad McCartney, CGR 13703 Via Siena Ct. • Cypress, TX 77429 (281) 687-6470 www.cm2construction.com cm2construction@gmail.com	<b>All</b>	<b>Dedicated To Your Fix</b> Jose Roberto Escamilla 3410 Ebbtide Dr. • Houston, TX 77045 (346) 277-4313 www.dedicatedtoyourfix.com j.escamilla@dedicatedtoyourfix.com	<b>All</b>
<b>Butler Brothers Construction</b> Bo Butler 4605 Post Oak Pl Ste 107 • Houston, TX 77027 (713) 621-7221 www.butler-brothers.com bbutler@butler-brothers.com	<b>ALL</b>	<b>Concord Builders</b> Alan Sadeghpour 701 Shepherd, Suite 200 • Houston, TX 77007 (713) 977-6060 asadeghpour@prosign.com	<b>All</b>	<b>Divine Renovation</b> William Cole, CAPS, CGR P.O. Box 8587 • Houston, TX 77249 (713) 515-1514 www.divinerenovation.com Will@divinerenovation.com	<b>All</b>
<b>C &amp; H American Systems Inc</b> Alex Cisne 1919 Laverne St. • Houston, TX 77080 (713) 827-8899 http://www.chamericansystems.com/ office@chamersys.com	<b>All</b>	<b>Corbel Custom Homes, Inc.</b> Mike Bregenzer 9525 Katy Fwy, Ste 492 • Houston, TX 77024 (713) 461-6864 fran@corbelcustomhomes.com	<b>IC,SE,W</b>	<b>DIY/EMS LLC DBA: DIY Custom Homes/EMS Home Remodeling</b> Edward Schwartz 8011 FM 3180 #B • Baytown, TX 77523 (832) 883-3333 www.diycustomhomes.com eddie@diycustomhomes.com	<b>All</b>
<b>Caliber Construction Group</b> Michael Souter 18310 Aerbormont Dr. • Cypress, TX 77429 (281) 890-0699 www.caliberconstructiongroup.com msouter@certifiedrestoration.net	<b>All</b>	<b>CRAFTED Custom Homes + Renovations</b> Curtis Lawson 6113 Aletha Ln • Houston, TX 77081 (713) 664-7131 www.craftedhome.com curtis@craftedhome.com	<b>All</b>	<b>DJM Contractors, LTD</b> Thomas Cormier PO Box 8702 • Lumberton, TX 77657 (409) 755-7195 tcormier@lumbertontexas.com	<b>All</b>
<b>CAM Construction, LP</b> Jeff Patrizi 3801 Kirby Drive, Ste. 340 • Houston, TX 77098 (713) 533-0700 www.camconstruction.net jpatrizi@camconstruction.net	<b>IC,SW,S,W</b>	<b>Craftsmanship By John, Inc.</b> John Gillette, GMB, CAPS 1418 Cedar Post Lane • Houston, TX 77055 (713) 984-8834 www.craftsmanshipbyjohn.com john@craftsmanshipbyjohn.com	<b>W,SW,IC</b>	<b>DSL Construction &amp; Design</b> Don S. Long, CAPS, CGB, GMB 5730 Brookside Rd. • Pearland, TX 77581 (281) 485-6301 www.dslgc.com info@dslgc.com	<b>All</b>
<b>Capital Builders &amp; Designers, LLC</b> Karun Magon 1200 Blalock, Ste. 380 • Houston, TX 77055 (832) 606-2537 www.capitalbuildershouston.com kmagon@capitalbuildershouston.com	<b>All</b>	<b>Creative Castles, Inc.</b> Surrey Ewing 1801 St. Beulah Chapel • Montgomery, TX 77316 (936) 449-4306 www.creativecastlesinc.com creativecastles@consolidated.net	<b>N</b>	<b>DWR Construction</b> Mike Arnett 445 Spring Hill Dr • Spring, TX 77386 (281) 419-4144 www.dwrconstruction.com mike@dwrconstruction.com	<b>NE,NW</b>
<b>Carte Blanche Builders LLC</b> Jim Schwabenland PO Box 55381 • Houston, TX 77255 (713) 254-4740 www.cartelblanchebuilders.com jims@cartelblanchebuilders.com	<b>All</b>	<b>Creative Property Restoration, Inc.</b> Stephen McNiel, CGR 3518 Dowling #250 • Houston, TX 77004 (713) 528-6404 skmc@cprrhome.com	<b>All</b>	<b>Dynamic Builders, Inc.</b> Terry A. Collins 3926 Allen Road • Pearland, TX 77584 (713) 702-3413 www.dynamicbuilders.net terrycollins@dynamicbuilders.net	<b>All</b>
<b>Casa Bella Design Group</b> Andee Parker 6700 Woodlands Parkway Ste. 230/237 The Woodlands, TX 77382 (832) 928-6908 www.casabelladesigngroup.com andee@casabelladesigngroup.com	<b>All</b>	<b>Creekstone Outdoors</b> Sam Hickey 27523 S. Rondelet Dr. • Houston, TX 77386 (281) 642-4751 www.creekstoneoutdoors.com sam@creekstoneoutdoors.com	<b>All</b>	<b>Echo Custom Homes LLC.</b> Kevin Sechelski 5380 W. 34th St #316 • Houston, TX 77092 (832) 545-5503 www.EchoCustomHomes.com kevin@echocustomhomes.com	<b>All</b>
<b>Cason Graye Homes</b> Sarah Justus 5205 Spruce Street • Bellaire, TX 77401 (713) 664-7272 www.casongrayehomes.com sjustus@casongrayehomes.com	<b>All</b>	<b>Crestview Homes, L.L.C.</b> Yigal Kass 3412 Yupon St • Houston, TX 77006-3806 (713) 291-9502 www.YKbuilder.virb.com yigal.kass@sbcglobal.net	<b>All</b>	<b>Eklektik Interiors</b> Kathy Anderson 1300 Shepherd Dr. • Houston, TX 77007 (832) 804-6300 www.eklektikinteriors.com kathy@eklektikinteriors.com	<b>All</b>
<b>Cavalry Construction, Inc.</b> Frank R. Jones 6911 Breen St. Bldg. C • Houston, TX 77086-3728 (281) 931-9900 fjones@cavalryconstruction.com	<b>NW,SW,W,NE</b>	<b>Crimson Design Associates LLC</b> Micah Tipler 30643 FM 2978 Bldg A • Magnolia, TX 77354 (281) 465-4400 micah@designbycrimson.com	<b>All</b>	<b>Envision Design Build</b> Jack Knowlton, AIBD, CPBD, GMB, CAPS 800 Wilcrest #120 • Houston, TX 77042 (713) 789-8262 www.envisiondesignbuild.com jack@envisiondesignbuild.com	<b>All</b>
<b>Champion Custom Home Builders LLC</b> Mike Adalis 9225 Katy Frwy, Suite 102 • Houston, TX 77024 (713) 461-0062 www.ChampionCustomHomeBuilders.com madalis@championhb.com	<b>N,NW</b>	<b>Crossroads Construction, LLC</b> Adam Josef 4813 Welford • Bellaire, TX 77401 (281) 635-8235 www.crossroads-con.com adam@crossroads-con.com	<b>All</b>	<b>eRe Construction, LLC</b> Terry Martin 1530 Sunderland Dr • Sugar Land, TX 77479 (713) 539-0013 www.ereconstruction.com terry@ereconstruction.com	<b>All</b>
<b>Charanza Contracting, Inc.</b> Kenneth W. Charanza, GMB CGR 10801 Hammerly, Suite 216 • Houston, TX 77043 (713) 690-9511 www.ccihome.net kenneth@ccihome.net	<b>IC,N,NE,NW,SW,W</b>	<b>CRSC Contractors</b> Mike Landry 363 N Sam Houston Pkwy E, • Ste 1100 • Houston, TX 77060 (281) 883-3010 www.crscontractors.com mike@crscontractors.com	<b>All</b>	<b>Everhart Construction</b> Lee Mash 1655 Townhurst #100 • Houston, TX 77043 (713) 461-4434 www.everhartconstruction.com lbmash@sbcglobal.net	<b>All</b>
<b>Charter Custom Homes Corporation</b> Steve Streller 4212 San Felipe, Ste. H • Houston, TX 77027 (713) 526-8558 steve@chartercustomhomes.com	<b>All</b>	<b>Custom Creations By Dean, Inc.</b> Dean Gaertner 27002 Mesa Verde Drive • Magnolia, TX 77354-4014 (281) 356-3908 www.customcreationsbydean.com gaertner73@sbcglobal.net	<b>N,NW</b>	<b>Evermon Homes, LLC</b> Jeremy Evermon 15115 Brown Rd • Tomball, TX 77377 (281) 516-0557 www.evermonhomes.com office@evermonhomes.com	<b>FNW,NW</b>
<b>Chelette Custom Homes</b> Larry Chelette 16911 Windrow Drive • Spring, TX 77379 (713) 899-5260 lchelette@sbcglobal.net	<b>FNW</b>	<b>Dan Roth Custom Homes</b> Dan Roth 407 Julie Rivers Drive • Sugar Land, TX 77478 (281) 705-0297 www.danrothcustomhomes.com dan@danrothcustomhomes.com	<b>All</b>	<b>FAS Investments, LLC</b> Fabian A. Saldana 1215 Oneil St • Houston, TX 77019 (713) 294-0906 fabian.saldana@fas-investments.com	<b>All</b>

Please see advertising directory on page 12  
for members highlighted in grey.



<b>Fidae Custom Homes</b> Gilbert Gonzalez 1304 Langham Creek Dr. Suite 228 Houston, TX 77084 (281) 798-5937 gilgonz734.houzz.com gilbert.fidaecustomhomesllc@gmail.com	<b>All</b>	<b>Gullo Construction, Inc.</b> Frank Gullo, Jr. 7302 Senate Ave., Suite 114 • Houston, TX 77040 (713) 849-4909 www.gulloconstructioninc.com fgullo@sbcglobal.net	<b>All</b>	<b>JK Home Construction, LLC</b> Danith Keo 22545 Tomball Parkway, Suite 150 • Houston, TX 77070 (281) 935-4144 www.jkhomeconstruction.com info@jkhomeconstruction.com	<b>All</b>
<b>Flair Builders, LLC</b> James Kent 6046 FM 2920, #512 • Spring, TX 77379 (281) 376-1500 Alan@flairbuilders.net	<b>All</b>	<b>Hahnfeld Partners Contracting</b> John Pack 4822 1/2 Ramus • Houston, TX 77092 (713) 589-9881 www.hpcontracting.com john@hpcontracting.com	<b>All</b>	<b>Incredible Renovations</b> Judyth Piazza 5814 Winsome Lane • Houston, TX 77057 (713) 532-2526 www.incrediblerenovations.com judyth@incrediblerenovations.com	<b>All</b>
<b>Foundry Construction</b> Charles Smith 3821 Bluebird Way • Pearland, TX 77584 (832) 710-1000 foundryconstruction@gmail.com	<b>All</b>	<b>Hallmark Renovation / Hallmark Kitchens, LP</b> Hank White 13130 Barryknoll Lane • Houston, TX 77079 (832) 865-3230 www.hallmarkrenovation.com hank@hallmarkrenovation.com	<b>All</b>	<b>Ironstone Builders</b> Curtis Young 5322 W. Bellfort Suite # 115 • Houston, TX 77035 (832) 668-6602 youngj327@gmail.com	<b>All</b>
<b>Freedom Home Services</b> Maury Hammond 16720 Stuebner Airline Rd. Ste 104 • Spring, TX 77379 (281) 748-0055 www.freedomhomeservices.com mauryh20@gmail.com	<b>All</b>	<b>Hames Custom Builders, LLC</b> Nathan Hames 27519 S. Rondelet Dr. • Spring, TX 77386 (281) 350-3318 www.hamescustombuilders.com nathanhames@me.com	<b>All</b>	<b>Ivison Construction LLC</b> Kurt D. Ivison 4313 Valerie St • Bellaire, TX 77401 (832) 524-6730 www.ivisonconstruction.com kurt@ivisonconstruction.com	<b>All</b>
<b>Fuller Services Inc.</b> Bill Fuller P.O. Box 692135 • Houston, TX 77269 (281) 477-0013 www.fuller-services.com bill@fuller-services.com	<b>All</b>	<b>Hann Builders</b> Stephen Hann, CGR, GMB, GMR, CGP 5210 Spruce Street • Bellaire, TX 77401 (832) 435-7792 www.hannbuilt.com hanncustom@gmail.com	<b>All</b>	<b>J. A. Drake Companies Inc</b> James Drake 3621 Trout St. • Houston, TX 77093 (713) 694-0301 jadrakeco@yahoo.com	<b>All</b>
<b>Fused Remodeling</b> Patrick Martin 14155 West Hardy Road • Houston, TX 77060 (713) 862-6969 patrick.martin@fusedremodeling.com	<b>All</b>	<b>Herring Home Services</b> Cody Herring 18806 Meadow Lark Ln. • Tomball, TX 77377 (713) 299-4116 www.herringhometeam.com codyherring@att.net	<b>All</b>	<b>J. G. Hollins Builders</b> Johnny G. Hollins 4414 Old Yale Street • Houston, TX 77018 (713) 697-8374 www.jghollins.com johnny@jghollinsbuilders.com	<b>All</b>
<b>Gabriel Home Builders, Inc.</b> Jeannine Nuzzi 1607 Cortlandt Street • Houston, TX 77008 (713) 861-8613 www.gabrielhomebuilders.com jn@gabrielhomebuilders.com	<b>All</b>	<b>HNI Services</b> Terry A. Grier 2951 Marina Bay Dr., Ste. 130-420 League City, TX 77573-2785 (281) 488-8201 www.hniseservices.com info@hniseservices.com	<b>All</b>	<b>J. L. Bass Building, Inc.</b> John Bass 1325 Antoine Dr. • Houston, TX 77055 (713) 956-7240 www.slovack-bass.com build@slovack-bass.com	<b>FNW, IC, N, NE</b>
<b>GAREBA Construction</b> Eduardo Garza 1001 S. Dairy Ashford Rd., Ste # 100 • Houston, TX 77077 (832) 492-0163 www.garebac.com cs@garebac.com	<b>All</b>	<b>Hollis Custom Homes, LLC</b> Jason Hollis, CGB, GMB 27619 Ossineke Dr • Spring, TX 77386 (832) 731-0361 www.holliscustomhomes.com Jason@holliscustomhomes.com	<b>All</b>	<b>Jaeger Homes, Inc.</b> Chris Jaeger 2319 Forest Garden • Kingwood, TX 77345-1630 (832) 875-2747 chrisjaeger@jaegerhomesinc.com	<b>All</b>
<b>GB General Contractors, Inc.</b> Gil Boyles, CGR, CAPS, Lead-Safe Certified 400 E Main St • Tomball, TX 77375 (281) 412-9988 www.mygbbuilder.com sales@mygbbuilder.com	<b>All</b>	<b>Hopfe Construction LLC DBA Champions Remodeling</b> Greg Hopfe 13121 Louetta Rd. Suite 1460 • Cypress, TX 77429 (832) 900-4761 ghopfe@comcast.net	<b>All</b>	<b>Jamestown Estate Homes LP</b> Victoria Hawes 731 W 16th St., Ste 141 • Houston, TX 77008 (832) 296-1663 victoria.hawes@jamestownestateshomes.com	<b>All</b>
<b>Good Dwellings, Inc.</b> Gilbert S. Godbold PO Box 421889 • Houston, TX 77242-2142 (713) 256-5649 www.gooddwellings.com gilbert@gooddwellings.com	<b>IC,SW,W</b>	<b>Houston Heavenly Homes, LLC</b> Rory Caton, GMB, CGP 10810 Katy Freeway Suite 205 • Houston, TX 77043 (281) 582-6596 www.heavenly-homes.com rory@heavenly-homes.com	<b>All</b>	<b>James W Turner Construction, LTD</b> J. W. Turner, CGB, GMB, CAPS 14215 Mary Jane Lane • Tomball, TX 77377 (281) 290-9011 www.jwtc.net jwturner@jwtc.net	<b>All</b>
<b>Goodchild Builders, Inc.</b> Steve Goodchild 1200 Blalock, Ste. 312 • Houston, TX 77055 (713) 984-2272 www.goodchildbuilders.com goodchild@goodchildbuilders.com	<b>All</b>	<b>Houston Renovators</b> Matthew Baker 2450 Louisiana St Ste 400-427 • Houston, TX 77006 (281) 705-9120 www.houstonrenovators.com matt@woodbakerllc.com	<b>All</b>	<b>JCS Construction Services, LLC</b> Jim Brennan 9302 Appin Falls Dr • Spring, TX 77379 (713) 904-0014 jmbrrnn@yahoo.com	<b>All</b>
<b>Gregory Homes, Inc.</b> Tami Denault 16242 Grant Road • Cypress, TX 77429 (281) 290-7113 info@gregoryhomesbellaire.com	<b>N,SW</b>	<b>Houston Roofing and Construction</b> Nathan Braly 11330 West Rd. • Houston, TX 77065 (832) 237-3737 www.houstonroofingonline.com nathanb@myhrc.biz	<b>All</b>	<b>Jeff Hunt Construction</b> Jeff Hunt, CAPS, CGP, CGR, GMB, GMR 17806 W Copper Lakes Drive Ste 100 Houston, TX 77095 (281) 686-2603 www.jeffhuntconstruction.com jeff@jeffhuntconstruction.com	<b>All</b>
<b>Greymark Construction Company</b> Leslie King, GMB, CGR, CAPS 1207 Bingham • Houston, TX 77007 (713) 722-7226 www.greymarkconstruction.com leslie@greymarkconstruction.com	<b>W,SW,IC</b>	<b>Howard Custom Homes, LLC</b> J.T. Howard PO Box 255 • Mont Belvieu, TX 77580 (281) 385-6080 www.howardcustomhomesllc.com howardcustomhomes@txun.net	<b>E,FNW,N,NE,NW,S,SE,SW,W</b>	<b>Jeff Paul Custom Homes, Ltd.</b> Jeff Paul PO Box 9087, The Woodlands, TX 77387-9087 (281) 367-0316 www.jeffpaulhomes.com jeff@paultx.com	<b>N,NW,</b>
<b>Gryphon Builders</b> Allen W. Griffin 10615 Shadow Wood Dr, Ste 146 • Houston, TX 77043 (713) 939-8005 www.Gryphonbuilders.com allen@gryphonbuilders.com	<b>IC,NW,SW,W</b>	<b>Huval Construction</b> Sidney Huval 1626 Rayford Rd • Spring, TX 77386 (832) 922-1271 www.huvalconstruction.com sidney@huvalconstruction.com	<b>All</b>	<b>John R. St. John Const, Inc./JSJ Inc.</b> John R. St. John PO Box 379 • Sugar Land, TX 77487-0379 (281) 494-8300 www.JohnRStJohn.com jsjwellness@gmail.com	<b>IC,S,SW,W</b>
<b>Gulledge Co. Inc.</b> Steve Gulledge 1850 Laverne • Houston, TX 77080 (832) 767-1020 www.gulledgeco.com steve@gulledgeco.com	<b>All</b>	<b>Iconstrux Design &amp; Build</b> William Roberts 1240 West 25th Street • Houston, TX 77008 (713) 812-1500 wroberts@iconstruxdb.com	<b>All</b>	<b>Jonathon Custom Estate Homes</b> Jonathon Casada, GMB, CAPS 9225 Katy Freeway Ste 102 • Houston, TX 77024 (713) 350-9822 www.jonathoncustomhomes.com jonathoncustomhomes@gmail.com	<b>All</b>

Please see advertising directory on page 12  
for members highlighted in grey.

<b>Journey Construction</b> Bill Neighbors 9230 Keough, Suite 600 • Houston, TX 77040 (713) 466-1780 www.txjourney.com Bill@TxJourney.com	<b>IC,N,NW,S,SW,W</b>	<b>Living Improvements</b> Brian Thibodeaux 2719 Fifth St., Ste. A • Stafford, TX 77477 (281) 499-7000 www.living-improvements.com brian@living-improvements.com	<b>All</b>	<b>Metro Remodeling Systems, LLC</b> Eliel Hernandez 6 Aliano Ct • Sienna Plantation, TX 77459 (832) 688-9256 www.metroremodelingsystems.com info@metroremodelingsystems.com	<b>All</b>
<b>JR Postel Group</b> James Postel 23 Hillside View Place • The Woodlands, TX 77381 (832) 259-8368 Jrpostelgroup@gmail.com	<b>All</b>	<b>Lone Star Building &amp; Construction Services, Inc.</b> Wayne Ball, CGR, CAPS 2410 Quenby Ste. 200 • Houston, TX 77005-1454 (713) 522-7111 www.lonestarbuilding.com wayne@lonestarbuilding.com	<b>W,SW,S,IC</b>	<b>Metropolitan Custom Homes</b> Stuart Beken 950 Echo Lane, Suite 100 • Houston, TX 77024 (281) 493-6345 www.Metropolitancustomhomes.net sbeken@metropolitancustomhomes.net	<b>W,SW</b>
<b>JRG Builder &amp; Remodelers</b> Gonzalo S. Garcia, CGR, GMB, CAPS, CGP, GMR 14814 Brookside Forest Dr • Houston, TX 77040 (713) 849-5119 www.jrgbuilder.com jrgbldr-remdrs@sbcglobal.net	<b>NW,W,NE</b>	<b>Long Horn Maintenance</b> Ben Franklin P. O. Box 1344 • League City, TX 77574 (832) 894-8554 www.longhornmaintenance.net longhornmaint1@yahoo.com	<b>All</b>	<b>Mission Custom Builders, LLC</b> Jason Penberthy 29700 White Elk Blvd. • Tomball, TX 77375 (832) 684-6450 www.missioncustombuilders.com jason@missioncustombuilders.com	<b>All</b>
<b>Kavia Homes, LLC</b> Jeremy Gruber 20810 Water Point Trail • Kingwood, TX 77346 (832) 390-8720 www.kaviashomes.com jgruber@kaviashomes.com	<b>All</b>	<b>Macedo Homes</b> Jennie Macedo 9715 Garden Row Dr. • Sugar Land, TX 77498 (281) 468-1440 www.macedohomebuilders.com sm@macedohomes.net	<b>All</b>	<b>Monogram Homes LLC</b> Gerald Roux, CGP, GMB 1419 Graham Rd • Bellville, TX 77418 (832) 666-9906 Jerry@MonogramHomes.biz	<b>All</b>
<b>KBC Construction</b> Kristian Bell 1107 Upland Drive Ste B • Houston, TX 77043 (713) 385-0156 www.kbctx.com info@kbctx.com	<b>All</b>	<b>Macy's Remodeling</b> Martin Macias 7911 Augustine • Houston, TX 77036 (832) 436-8093 Macyasmma@gmail.com	<b>All</b>	<b>Moriarty Construction, LLC</b> Liz Moriarty 3414 Broadmead Dr. • Houston, TX 77025 (281) 932-5211 www.moriartyconstruction.com liz@moriarty-homes.com	<b>All</b>
<b>Keechi Creek Builders</b> Brandon Lynch, GMB, CGP CAPS 21175 State Highway 249, #328 • Houston, TX 77070 (281) 914-4951 www.keechicreekbuilders.com brandon@keechicreekbuilders.com	<b>FNW,IC,N,NE,NW,S,SW,W</b>	<b>Madera Fine Homes</b> Frederick W. Wood 3318 Nottingham Street • Houston, TX 77005 (713) 661-1900 www.maderafinehomes.com fww@maderafinehomes.com	<b>All</b>	<b>Morning Star Renovations</b> Yvonne Cummins, CAPS 12777 Jones Rd Ste 285 • Houston, TX 77070 (832) 304-2310 www.homesbymorningstar.com yvonne@homesbymorningstar.com	<b>All</b>
<b>Keepsake Design + Build</b> Zach Gavos P.O. Box 1425 • Galveston, TX 77553-1425 (214) 240-8289 www.keepsakedesignbuild.com zach@keepsakedesignbuild.com	<b>All</b>	<b>Manzel Contemporary Homes</b> Vahid Shariatzadeh 2507 Calumet St • Houston, TX 77004 (713) 781-3144 Info@SFTInvestments.net	<b>All</b>	<b>Morris Building LTD</b> Jim P. Morris 17178 W. FM 1097 • Montgomery, TX 77356 (936) 597-5441 www.morrisbuilders.com jim@morrisbuilders.com	<b>All</b>
<b>Kolbe Hill Inc.</b> Robert Hill P.O. Box 902 • La Grange, TX 78945 (979) 968-5122 www.kolbehillinc.com julia@kolbehillinc.com	<b>All</b>	<b>Master Key Builders</b> Jim T. Hardwick, II 9535 Clay Road • Houston, TX 77080 (713) 895-7900 www.masterkeybuilders.com jim@mkbuilder.com	<b>All</b>	<b>Museum Oak Development Inc., DBA Lori Kyle Homes</b> Boyd H. Morgan P.O. Box 542065 • Houston, TX 77254-2065 (713) 256-3113 www.signatureddg.com lorikylehomes@hotmail.com	<b>All</b>
<b>L &amp; L Homes</b> Luis Martinez 5415 Lawndale #230202 • Houston, TX 77223 (832) 899-5070 www.landlhomes.com luis@landlrealestate.com	<b>All</b>	<b>Masterpiece Enterprises LLC</b> Greg Stephens 618 Sanicroft Ct. • Katy, TX 77450 (281) 850-2232 www.gps-customhomes.com jgregstephens@gmail.com	<b>W,NW,NE,SW</b>	<b>NAMAR Contractors</b> Liliana M. Escobar P.O. Box 841906 • Houston, TX 77284 (832) 526-5995 namaremodelingtx@gmail.com	<b>All</b>
<b>LBJ Construction, LP</b> Breck Powers, GMB 5438 Guhn Road • Houston, TX 77040 (713) 781-0169 www.lbjconstruction.com powers@lbjconstruction.com	<b>S,SW,IC</b>	<b>Matrix Commercial Inc.</b> Anthony Ifeanyi 9100 Southwest Fwy #220 • Houston, TX 77074 (713) 677-0421 www.matrixcommercial.net anthony@matrixcompany.net	<b>All</b>	<b>Neidner Construction/Remodeling, Inc.</b> Jim Neidner 16023 Cassandra Park • Spring, TX 77379 (281) 831-1554 www.neidnerconstruction.com neidner@consolidated.net	<b>All</b>
<b>Lee Brothers Construction</b> Richard Lee 140 TX-19 • Huntsville, TX 77340 (713) 530-5276 www.leebrothersconstruction.com rlee@leebrothersconstruction.com	<b>All</b>	<b>Matt Powers Custom Homes and Renovations</b> Matt Powers 8505 Technology Forest Pl, STE 102 The Woodlands, TX 77381-1158 (713) 787-6709 MattPowersCustomHomes.com info@mattpowerscustomhomes.com	<b>All</b>	<b>Niagara Craftsman, Inc.</b> Clyde A. Curry, III 9137 Spring Branch Dr. Ste. 304 • Houston, TX 77080 (713) 467-0062 www.niagaracraftsman.com clyde@niagaracraftsman.com	<b>All</b>
<b>Legal Eagle Contractors Company</b> Dan Bawden, JD, CAPS, CGP, CGR, GMB 5008 Locust St. • Bellaire, TX 77401 (713) 723-8850 www.legaleaglecontractors.com dbawden@legaleaglecontractors.com	<b>All</b>	<b>McVaugh Custom Homes</b> James McVaugh 11200 Richmond Ave., Ste 100 • Houston, TX 77082 (713) 682-2777 www.mcvbaugh.com jim@mcvaugh.com	<b>All</b>	<b>Northeast Houston Renovation LLC</b> Jorge Pinto 14602 Chalfield Ct. • Houston, TX 77044 (713) 791-3302 northeasthoustonrenovation.com info@northeasthoustonrenovation.com	<b>All</b>
<b>Lespreance Construction</b> Carlos Ramon Lespreance 4501 Cartwright Road, # 301 • Missouri City, TX 77459 (281) 235-7934 www.customhomeshouston.com Carlos@lespreanceconstruction.com	<b>All</b>	<b>Mel-Lo Development, LLC / Pace Homes, Inc.</b> Lourel Jones, Jr. 3326 Tankersley Circle • Rosharon, TX 77583 (281) 804-6455 mello5460@gmail.com	<b>All</b>	<b>Novatecture Design Group</b> Ray Barazandeh 2121 Sage Road, Suite 385 • Houston, TX 77056 (713) 599-1221 www.novatecture.com novatecture@sbcglobal.net	<b>All</b>
<b>Lewis Construction</b> Myron Lewis 2506 Salt Grass Trail • Dear Park, TX 77536 (713) 944-5257 www.yourcompletehomecare.com lewiscosince1991@gmail.com	<b>All</b>	<b>Memory Builders</b> Brent Zuber P.O. Box 70110 • Houston, TX 77270 (713) 853-9298 info@texasmb.com	<b>All</b>	<b>Nuvo Builders LLC</b> David Wennagel 710 E 14th street • Houston, TX 77008 (713) 880-0006 www.nuvobuilders.com david@nuvobuilders.com	<b>All</b>
<b>Lippold Custom Homes, Inc.</b> Neal Lippold P. O. Box 455 • Fresno, TX 77545 (281) 431-8697 www.lippoldcustomhomes.com neal@lippoldcustomhomes.com	<b>All</b>	<b>Mesken, LLC</b> Volkan Irgit 500 Lovett Blvd., Suite 200 • Houston, TX 77006 (713) 955-4747 www.meskenproperties.com info@meskenproperties.com	<b>All</b>	<b>Olive Construction</b> Paul Sofka, Jr. 8518 Highcrest Dr. • Houston, TX 77055 (713) 410-8826 www.OliveConstructionHTX.com OliveConstructionHTX@gmail.com	<b>All</b>

Please see advertising directory on page 12 for members highlighted in grey.



<b>Omega Restoration &amp; Remodeling</b> David Feldmeyer, CGR, GMB, CAPS 6046 FM 2920 Suite 515 • Spring, TX 77379 (281) 477-7858 mary@1800omega.com	All	<b>Renaudin Builders</b> Tyler Renaudin 1616 S. Voss Road, Suite 527 • Houston, TX 77057 (713) 208-7676 www.renaudinbuilders.com tyler@renaudinbuilders.com	All	<b>Smart Remodeling, LLC</b> Hani Albustani 12260 Gulf Frwy • Houston, TX 77034 (832) 800-8889 www.smartremodelingllc.com smartremodelingllc@gmail.com	All
<b>On Point Custom Homes, LP</b> John Leggett, CGB 3939 Essex Lane, Suite 100 • Houston, TX 77027 (713) 600-2422 www.onpointcustomhomes.com info@onpointcustomhomes.com	S,W,SW,IC	<b>Renewal By Andersen of Houston</b> Robert (Bob) W. Birner, CGP, CGR 9825 F.M. 2920 • Tomball, TX 77375 (281) 378-6000 www.rbahouston.com bob@rbahouston.com	All	<b>Sneller Custom Homes and Remodeling</b> Matt Sneller, CGP, GMB, CAPS 17018 Seven Pines Dr., Ste 100 • Spring, TX 77379 (832) 797-4320 www.snellercustomhomes.com matt@snellercustomhomes.com	All
<b>Park Lane Builders, Inc.</b> Steven Deutser 2444 Times Blvd., Ste. 230 • Houston, TX 77005 (713) 524-6200 www.parklanebuilders.com steven@parklanebuilders.com	All	<b>Res Com Custom Builders</b> Paul Canady 21811 Katy Fwy, Ste D116 • Katy, TX 77450 (832) 309-3784 www.rescomllc.net service@rescomllc.net	All	<b>Southern Charm Construction</b> Tom Bielamowicz PO Box 1893 • Richmond, TX 77406 (281) 633-1972 tom@southerncharmconstruction.net	All
<b>Patrick Lopez Building Services, LLC</b> Patrick A. Lopez P. O. Box 189 • Pearland, TX 77588-0209 (281) 482-4392 pat@plbuilder.net	S,E,W,SW,NE	<b>RobRyan Construction</b> Ryan Harris 4715 Pinemont Ste B • Houston, TX 77092 (713) 812-8800 www.robryanconstruction.com info@robryanbuilders.com	All	<b>Southern Green Builders, LP</b> Drew Ondrey, CGB, GMB 1901 Houston Avenue • Houston, TX 77007 (713) 917-6836 www.southernngreenbuilders.com d.ondrey@southernngreenbuilders.com	E,FNW,IC,N
<b>Peterson HomeBuilders, Inc.</b> D. C. Peterson 1120 Nasa Pkwy Ste 220N • Houston, TX 77058 (281) 333-0200 www.petersonhomebuilders.net petersonhomebuilders@msn.com	All	<b>RSFM Inc.</b> Matthew Grauvogl 15720 Park Row, Suite 200 • Houston, TX 77084 (281) 731-3669 www.rsfminc.com matt@rsfminc.com	All	<b>Southwest Homes of Houston</b> Jeff Wyatt 14504 North Freeway • Houston, TX 77090 (281) 821-3400 www.yourswh.com jeff.wyatt@yourswh.com	All
<b>Pierce Built Construction, LLC</b> Robert J. Pierce 526 Brooks Street • Sugar Land, TX 77478 (281) 201-8711 Jason@PierceBuiltCo.com	All	<b>Russo Services, Inc.</b> Jerry Hernandez 6630 Long Drive • Houston, TX 77087 (713) 645-7692 www.russoservices.com jerryhernandez@russoservices.com	All	<b>Spindletop Builders, Inc.</b> Layne Wilson 980 Lockwood Dr • Beaumont, TX 77706 (409) 782-8170 www.spindletopbuilders.com layne@spindletopbuilders.com	All
<b>Preferred Builders, Inc.</b> Ronnie D. Gajeske 12110 Piping Rock Dr • Houston, TX 77077-6018 (281) 597-9174 rgajeske@comcast.net	IC,NW,SW,W	<b>Ryan Barrett Homes</b> Greg Stessel, GMB 27228 E. Hardy Rd. • Spring, TX 77373 (281) 771-3750 www.ryanbarrethomes.com gregstess@gmail.com	IC,N	<b>Starwood Homes, LLC</b> John T. DeSpain 15202 Chimney Hill Circle • Houston, TX 77095 (281) 773-9489 www.starwoodhomesllc.com jdespain@starwoodhomesllc.com	NW,SW,W
<b>Premier Remodeling &amp; Construction, L.P.</b> Rob D. Hellyer, CGR, GMB, CAPS 901 Harvard St • Houston, TX 77008 (713) 532-1100 www.premierremodel.com rob@premierremodel.com	IC,N,NW,SW,W	<b>RyT Construction, LLC.</b> Coy Elliott PO BOX 580384 • Houston, TX 77258 (713) 874-7736 coy@rytconstruction.com	All	<b>Stasny Group LLC</b> Dean Stasny 26915 Apache Trail • Magnolia, TX 77354 (832) 459-8464 stasnygroup@yahoo.com	All
<b>Pruitt Structures LLC</b> Jarred Pruitt 5210 Spruce St • Bellaire, TX 77401 (281) 914-7227 www.pruittstructures.com jarred@pruittstructures.com	All	<b>Sabo Custom Builders</b> Edward Sabo, CAPS, CGB, CGP P.O. Box 701007 • Houston, TX 77270 (713) 344-1241 www.sabocustombuilders.com ed@sabocustombuilders.com	All	<b>SterlChee Corporation</b> Suzanne Peter 10020 Ocean Drive • Beach City, TX 77523 (281) 881-5519 SterlChee@gmail.com	All
<b>R3BUILD Construction Services, LLC</b> Cory Germon 19515 Wied Rd., Suite A • Spring, TX 77388 (281) 309-2997 www.r3-build.com info@r3-build.com	All	<b>Sanctuary Builders</b> Michele Alvarado, CGB 3101 Richmond Ave., Ste 145 • Houston, TX 77098 (281) 352-6358 www.sanctuary-builders.com michele@sanctuary-builders.com	All	<b>Steve Hood Company</b> Steve Hood 9301 Southwest Fwy. Ste. 250 • Houston, TX 77074 (713) 272-9255 www.stevehoodcompany.com steve@stevehoodcompany.com	SW,S,IC
<b>REALEX Homes</b> Nick Peters, GMB 14027 Memorial Dr. Ste 437 • Houston, TX 77079 (281) 531-8822 www.realex-homes.com Nick@Realex-Homes.com	W	<b>Sandcastle Homes, Inc.</b> Mike Dishberger, GMB 1405 Durham • Houston, TX 77007 (713) 864-9190 www.sandcastlehouston.com dishberger@sandcastlehouston.com	All	<b>Steven Allen Designs, LLC</b> Stephen Heiman P. O. Box 431254 • Houston, TX 77243 (832) 459-6676 www.stevenallendesigns.com stephen@stevenallendesigns.com	All
<b>Refined Custom Builders, LLC.</b> Bryan H. Upton 8303 Westglen Dr. • Houston, TX 77063 (281) 589-1185 www.refinedcustombuilders.com bryan@refinedcustombuilders.com	All	<b>Sasha Homes</b> Mark Haddad P. O. Box 22145 • Houston, TX 77227 (713) 234-6488 sashahomes1@gmail.com	All	<b>Stiffel Homes LLC</b> Scott R. Stiffel P O Box 55471 • Houston, TX 77255 (281) 850-6779 sstiffel@aol.com	IC,W
<b>Relocate and Renovate Inc.</b> Adele Cohen Segel 14781 Memorial Dr. Ste 40 • Houston, TX 77079 (281) 497-3017 www.relocateandrenovate.com adele@relocateandrenovate.com	All	<b>Semper Fi Contractors</b> Nicolas Cubbler 10245 Kempwood Dr., Ste E-182 • Houston, TX 77043 (713) 245-6336 www.SemperFiContractors.com Nick.Cubbler@SemperFiContractors.com	All	<b>Strack Homes, LLC</b> Mario Mazzella 6046 FM 2920, suite 634 • Tomball, TX 77379 (832) 698-1344 www.StrackHomes.com lmazzella@StrackHomes.com	All
<b>Remodelers of Houston</b> Shawn Vacek, CGR, CGP 4206 Law St. • Houston, TX 77005 (713) 666-1931 www.remodelersofhouston.com shawn@remodelersofhouston.com	All	<b>Shelton Builders, Inc.</b> Tres Shelton 17730 Indigo Hills Drive • Magnolia, TX 77355 (713) 290-0571 www.sheltonbuildersinc.com Tres@sheltonbuildersinc.com	All	<b>Sullivan Brothers Builders</b> John R. Sullivan P.O. Box 131486 • Houston, TX 77219 (713) 880-9888 www.SBBTexas.com jsullivan@sullivaninterests.com	NE
<b>Remodeling Concepts, Inc.</b> Jim E. Nowlin, CGR, CAPS 1903 Maple Dale Lane • Richmond, TX 77406 (281) 499-9948 www.remodelingconcepts.biz jim@remodelingconcepts.biz	S,W,SW	<b>SHR Remodeling, Inc.</b> Stephen P. Twarowski, CGR, CAPS 7610 Fur Market Drive • Houston, TX 77064 (713) 409-8978 www.shrremodeling.com shr@shrremodeling.com	All	<b>Superior Homes Custom, Inc.</b> Dean Hall PO Box 2220 • Conroe, TX 77305 (936) 228-0008 www.superiorhomescustom.com info@superiorhomescustom.com	All

Please see advertising directory on page 12 for members highlighted in grey.

<b>Susan Fruit Interiors</b> Susan Fruit 14827 Elmont Dr • Houston, TX 77095 (713) 817-6565 susanfruitinteriors.com danny.d@susanfruitinteriors.com	<b>All</b>	<b>Tipler Design &amp; Build, LLC</b> Justin Tipler, GMB, CGP 30643 FM 2978 • Magnolia, TX 77354 (281) 465-4401 www.tipler.com justin@tipler.com	<b>All</b>	<b>Wamhoff Design   Build</b> Gregory Wamhoff 23560 Coons Road • Tomball, TX 77375 (281) 251-9995 www.wamhoffdesignbuild.com greg@wamhoffdevelopment.com	<b>All</b>
<b>T.D. Cox Homes, LLC</b> Thomas D. Cox, Sr. 214 Nursery Road • The Woodlands, TX 77380 (281) 364-1800 www.tdcoxhomes.com Tom@tdchomes.net	<b>All</b>	<b>TKS Studios</b> Jose Sanchez 6306 Wilshire Fern • Houston, TX 77040 (832) 364-7686 www.tksstudios.com jose.s@tksstudios.com	<b>All</b>	<b>Whitestone Builders Inc.</b> David Gordon, CGP, GMB 2233 Yale St. • Houston, TX 77008 (832) 274-3848 www.whitestonebuilders.com dgordon@whitestonebuilders.com	<b>All</b>
<b>Texas Building &amp; Remodeling LLC dba TBR Construction</b> Moe Toofan, Sr 7211 Long Point Rd. • Houston, TX 77055 (713) 992-1210 www.tbrcon.com info@tbrcon.com	<b>All</b>	<b>Trademark Quality Homes LLC</b> Keith Radcliffe 2040 N. Loop 336 W., Ste 218 • Conroe, TX 77304 (936) 441-4004 keith@tqhomes.com	<b>All</b>	<b>Whodid It Designs   Remodeling LLC</b> Sherry Pruitt, CAPS, CGR 2843 Cotton Stock Dr. • Sugar Land, TX 77479 (713) 899-0307 www.whodiditdesigns.com sherrypruitt25@gmail.com	<b>All</b>
<b>Texas City Cottages, Inc.</b> Marc Schwettmann 1015 Prince St., • Houston, TX 77008 (713) 882-5287 www.texascitycottages.com texascitycottages@gmail.com	<b>All</b>	<b>Trend Homes, Inc.</b> Joe Larrow P.O. Box 270537 • Houston, TX 77277-0537 (713) 663-6663 www.trendhomesinc.com joe@trendhomesinc.com	<b>IC</b>	<b>Williams House, LLC</b> Jonathan Williams 12406 Kimberley Ln • Houston, TX 77024 (832) 523-7735 jonathan@williamshousellc.com	<b>All</b>
<b>Texas Custom Patios</b> Rob Douglass 11391 Meadowglen Lane, Ste. B • Houston, TX 77082 (281) 265-1994 www.texascustompatios.com rob@texascustompatios.com	<b>All</b>	<b>TriFaction Remodeling &amp; Construction</b> Jeff Reina 333 Cypress Run Ste 280 • Houston, TX 77094 (281) 548-2436 www.trifaction.net jeff.reina@trifaction.net	<b>All</b>	<b>WM Baker Companies, Inc.</b> Matt Baker 13926 Placid Woods Court • Sugar Land, TX 77479 (713) 302-3185 wmbakercompanies@gmail.com	<b>All</b>
<b>Texas Elite Custom Homes, LLC</b> Tony Williams 6046 FM 2920 Road, Ste. 234 • Klein, TX 77379 (832) 646-4241 www.txelitecustomhomes.com tony@txelitecustomhomes.com	<b>All</b>	<b>Tryon Homes, LLC.</b> Phillip Tryon 22720 Morton Ranch Road, Ste 160-327 • Katy, TX 77449 (713) 370-4326 www.TryonHomes.com phillip@tryonhomes.com	<b>All</b>	<b>Woodfin Contractors, Inc.</b> Michael Aaron Woodfin P O Box 130208 • Houston, TX 77219 (713) 727-7660 woodfincont@yahoo.com	<b>All</b>
<b>Texas Remodel Team</b> Timothy Fox 25275 Budde Rd., Suite 24 • Spring, TX 77380 (281) 719-1496 www.texasremodelteam.com tim@texasremodelteam.com	<b>All</b>	<b>Urban Craftsman</b> Stephanie Goldsby 606 C East 24th Street • Houston, TX 77008 (832) 566-2200 www.urban-craftsman.com stephanie@urban-craftsman.com	<b>All</b>	<b>Woodridge Builders and Design, Inc</b> Daniel Moreno 15400 Mckaskle Rd. • Sugar Land, TX 77498 (713) 202-5547 daniel.woodridge@gmail.com	<b>All</b>
<b>Texas State Services, LLC; dba. DCR Builders</b> Kevin Polasek 9026 Marsh Creek Ct • Richmond, TX 77406 (832) 419-4666 K.Polasek@TexasStateServices.com	<b>All</b>	<b>VFR TEXAS, Design and Construction</b> Leticia Romero 7070 West 43rd St 115 • Houston, TX 77092 (832) 888-7700 www.vfrtexas.com info@vfrtexas.com	<b>All</b>	<b>Your Town Construction, LLC.</b> Ashley Anne Carrasco 17424 W Grandparkway, Ste 569 • Sugar Land, TX 77479 (281) 725-6730 www.yourtownco.com Ashley@yourtownco.com	<b>All</b>
<b>Texas Timeless Designs, LLC.</b> Ann Holub PO Box 284 • Pinehurst, TX 77362 (979) 733-4450 Aholub@texas timelessdesigns.com	<b>All</b>	<b>Vick Construction &amp; Remodeling Inc.</b> Kevin Vick, CAPS, CGP, CGR 104 Industrial Blvd, Suite X • Sugar Land, TX 77479 (713) 387-9362 www.vick-construction.com kevin@vick-construction.com	<b>All</b>	<b>Zander Homes, LLC</b> Justin Henry P. O. Box 3453 • Humble, TX 77347 (281) 330-9893 www.zanderhomes.net justin@zanderhomes.net	<b>All</b>
<b>TGB Construction Resources, LLC</b> Tony Uresti, Jr 2305 Hwy 6 South • Houston, TX 77077 (281) 531-0289 www.tgbconstructionresources.com turesti@tgbconstructionresources.com	<b>All</b>	<b>Walker Residential, LLC</b> Russell Walker, CGB P. O. Box 79865 • Houston, TX 77279 (713) 303-8808 www.walkerresidential.net russ@walkerresidential.net	<b>All</b>	<b>Zografos Builder Group</b> Dean Zografos, CGB 553 N Post Oak Ln • Houston, TX 77024 (281) 914-6785 www.zbgtxas.com dean@zbgtxas.com	<b>All</b>
<b>The Ark Cast Stone</b> Harry Durham 713 Lehman • Houston, TX 77018 (713) 695-2001 www.arkconcrete.com harry@arkconcrete.com	<b>All</b>				
<b>The LaRocque Group</b> Kyle LaRocque 700 Rockmead Dr., Ste 150 • Kingwood, TX 77339 (281) 883-4828 www.larocqueconstruction.com kyle@larocquegroup.com	<b>All</b>				
<b>The Residence Doctor, Inc. / Lambert Brogger Custom Homes, LLC</b> George R. Lambert 9337 Spring Cypress Road • Spring, TX 77379 (281) 257-2422 www.residence doctor.com george.lambert@residence doctor.com	<b>All</b>				
<b>Tidal Renovations LLC</b> Richard Graves 1400 N. Sam Houston Parkway Ste 130 • Houston, TX 77032 (281) 372-8984 rgraves275@gmail.com	<b>All</b>				
<b>Tidwell Builders</b> Jennifer Hyman PO Box 3254 • Bellaire, TX 77402 (281) 455-1256 www.tidwellbuilders.com jennyhyman@gmail.com	<b>All</b>				

Please see advertising directory on page 12  
for members highlighted in grey.

## NOTES:



# Directory of Remodeling Resources

Directory of Associate members provided by the Greater Houston Builders Association, February 2019. For updated information, please visit [www.ghba.org](http://www.ghba.org).



## 101 Mobility

Christian Fitsch-Mouras, CAPS  
5829 W Sam Houston Pkwy N, Suite 201  
Houston, TX 77041  
(832) 701-0101  
[cfitsch-mouras@101mobility.com](mailto:cfitsch-mouras@101mobility.com)  
[houston.101mobility.com](http://houston.101mobility.com)  
*Accessibility Consultant;  
Aging-In-Place Consultants; Elevators*

## 2020 Financial Advisers of Houston

Karin L. Tyson  
2600 S Gessner Suite 315  
Houston, TX 77063  
(832) 924-2600  
[ktyson@2020fa.com](mailto:ktyson@2020fa.com)  
[www.2020fa.com](http://www.2020fa.com)  
*Disability Insurance; Financial Planning;  
Insurance; Investments; Retirement Planning*

## A-Plus Glass Services, Inc.

Dan B. Argo  
5015 Gessner Suite C  
Houston, TX 77041  
(713) 895-8155  
[aplusglass@sbcglobal.net](mailto:aplusglass@sbcglobal.net)  
[www.aplusglass.net](http://www.aplusglass.net)  
*Glass & Mirrors; Shower Doors*

## ASID- Designs Anew Houston, LLC

Barb Mueller, CAPS, ALLIED ASID, AKBD  
2217 Le Beau Lane  
Seabrook, TX 77586  
(281) 546-1089  
[bmuel@designsaneuhouston.com](mailto:bmuel@designsaneuhouston.com)  
[www.designsaneuhouston.com](http://www.designsaneuhouston.com)  
*Interior Design*

## ASID- Lynne T. Jones Interior Design

Lynn T. Jones, ASID  
16107 Kensington Drive, #122  
Sugar Land, TX 77479  
(281) 437-3307  
[lynne@lynnetjones.com](mailto:lynne@lynnetjones.com)  
[www.lynnetjones.com](http://www.lynnetjones.com)  
*Interior Design*

## ASID- O'Connell Designs

Nancy O'Connell  
25527 Lockspur Dr.  
Richmond, TX 77406  
(832) 289-8002  
[noconnelldesigns@gmail.com](mailto:noconnelldesigns@gmail.com)  
[www.noconnelldesigns.com](http://www.noconnelldesigns.com)  
*Interior Design*

## ASID- Sophia Designs

Sophia Vassiliou  
3100 Wilcrest Dr., Suite 220  
Houston, TX 77042  
(281) 685-1429  
[sophia@sophiadesigns.com](mailto:sophia@sophiadesigns.com)  
[www.sophiadesigns.com](http://www.sophiadesigns.com)  
*Interior Design*

## Acerobella

Kirk Daniels  
8560 Katy Fwy Ste 160  
Houston, TX 77024  
(713) 465-4800  
[kirk@acerobella.com](mailto:kirk@acerobella.com)  
[www.acerobella.com](http://www.acerobella.com)  
*Plumbing*

## Advanced Regal Building Supplies

MICHELLE VIET  
12838 Murphy Rd. Stafford, TX  
Stafford, FM 77477  
(832) 762-7596  
[regal.decor@yahoo.com](mailto:regal.decor@yahoo.com)  
[WWW.REGAL-BUILDING.COM](http://WWW.REGAL-BUILDING.COM)  
*Building Materials & Products; Cabinets; Tile*

## BEC Engineers and Consultants, LLC

Karl Breckon  
3200 Wilcrest Drive, Suite 440, Houston, TX 77042  
(832) 240-3772  
[kbreckon@becengineer.com](mailto:kbreckon@becengineer.com)  
*Engineers - General & Civil;  
Engineers- Structural; Structural Engineer*

## BMC

Sharon Johnson  
16002 Tomball Pkwy, Houston, TX 77086  
(281) 569-2506  
[sharon.johnson@buildwithbmc.com](mailto:sharon.johnson@buildwithbmc.com)  
[www.buildwithbmc.com](http://www.buildwithbmc.com)  
*Building Materials & Products; Cabinet Doors; Cabinets;  
Closets; Columns; Countertops; Custom Cabinetry; Deck;  
Doors; Garage Doors, Gates Openers; Hardware; Louvers;  
Lumber; Millwork Supplier; Siding; Skylights and Sunrooms;  
SmartSide; Solar Power Attic Vents; Stained Glass; Stairs;  
TechShield; Timber Trusses; TopNotch; Windows; Windows  
& Doors*

## Behr Paint Co.

Christian Faircloth  
1801 E. St. Andrew Place  
Santa Ana, CA 92705  
(346) 262-3594  
[cfaircloth@behrpaint.com](mailto:cfaircloth@behrpaint.com)  
[www.behrpaint.com](http://www.behrpaint.com)  
*Paint*

## Better Hands LLC

David Chiesa  
5414 Elm St. # 150, Houston, TX 77081  
(832) 877-6182  
[bhcommercialdirector@hotmail.com](mailto:bhcommercialdirector@hotmail.com)  
*Cleaning Services; Cleanup & Hauling;  
Portable Toilets; Pressure Washing*

## Bradley Law Firm

Ian P. Faria  
600 Travis, Suite 4800, Houston, TX 77002  
(281) 755-3781  
[ifaria@bradley.com](mailto:ifaria@bradley.com)  
<http://www.bradley.compeopleffaria-ian-p>  
*Attorneys*

## Builders Alliance LLC

Chad Hall  
3620 W 11th St. D, Houston, TX 77008  
(832) 288-5880  
[chadh@buildersalliance.com](mailto:chadh@buildersalliance.com)  
*Cabinets*

## Cabinets & Designs, Inc.

Maria Frank  
1022 Wirt Rd. #308, Houston, TX 77055  
(713) 627-8970  
[maria@cabinetsanddesigns.net](mailto:maria@cabinetsanddesigns.net)  
[www.cabinetsanddesigns.net](http://www.cabinetsanddesigns.net)  
*Cabinets; Closets; Custom Cabinetry;  
Designers; Kitchens & Baths*

## Cambria

Sarah Jo Snell  
433 Plaza Verde Drive, Building #2 Ste 101  
Houston, TX 77038  
(713) 247-9898  
[sarah.jo.snell@cambriausa.com](mailto:sarah.jo.snell@cambriausa.com)  
[www.cambriausa.com](http://www.cambriausa.com)  
*Flooring*

## Chairma Design Group

Cindy Aplanalp - Yates  
16535 Hollister St., Suite G, Houston, TX 77066  
(832) 649-8656  
[cindy@chairma.com](mailto:cindy@chairma.com)  
[www.chairma.com](http://www.chairma.com)  
*Custom Home Design; Designers; Granite; Interior Design;  
Kitchens & Baths; Outdoor Kitchens & Grills; Tile*

## Champions Lighting

Annette Muti  
5211 Cypress Creek Pkwy, Houston, TX 77069  
(281) 440-5339  
[sales@championslighting.com](mailto:sales@championslighting.com)  
[www.championslighting.com](http://www.championslighting.com)  
*Lighting & Ceiling Fans*

## Closet Factory

Don Yokovich  
915 Brenda St., Houston, TX 77076  
(281) 355-7676  
[don.yokovich@closetfactory.com](mailto:don.yokovich@closetfactory.com)  
[www.closetfactory.com](http://www.closetfactory.com)  
*Closets*

## DECOR Builders Hardware Inc.

Chandler Eaddy  
27201 Hanna Rd.  
Conroe, TX 77385  
(281) 367-5424  
[chandler@decor.cc](mailto:chandler@decor.cc)  
[www.decorbuildershardware.com](http://www.decorbuildershardware.com)  
*Hardware*

## Datasmart Duncan Security

Alan Martinez  
9750 W. Sam Houston Parkway N. Ste 150  
Houston, TX 77064  
(713) 466-4999  
[amartinez@datasmartllc.com](mailto:amartinez@datasmartllc.com)  
[www.datasmartllc.com](http://www.datasmartllc.com)  
*Audio Video; Central Vacuum Systems; Communications;  
Custom Ornamental Iron; Electronics; Energy Efficiency;  
Fire Protection; Green Products & Services; Home  
Automation & Networking; Home Theater Systems; Lighting  
Control; Low Voltage Wiring; Millwork/Carpentry; Safety  
Equipment; Security Systems and Services; Stairs; Video  
Surveillance; Whole House Audio*

## Dupure

Natalie Medders  
11321 Windfern Rd Ste N  
Houston, TX 77064  
(281) 890-7900  
[nmedders@dupure.com](mailto:nmedders@dupure.com)  
[www.dupure.com](http://www.dupure.com)  
*Green Products & Services; Water Treatment*

## Earth Stone LLC

Masoud Ladjevardian  
8758 Clay Rd., Ste 400  
Houston, TX 77080  
(713) 993-0727  
[masoud@earthstonetexas.com](mailto:masoud@earthstonetexas.com)  
[www.earthstonetexas.com](http://www.earthstonetexas.com)  
*Building Products; Countertops; Flooring; Natural Stone;  
Quartz Surfacing; Stucco, Stone, EIFS & Granite; Tile;  
Travertine & Marble*

## Farmhouse Stone

Jennifer Jones  
9039 Katy Freeway, #225  
Houston, TX 77024  
(713) 382-0402  
[jennifer@farmhousestone.com](mailto:jennifer@farmhousestone.com)  
*Flooring; Limestone Products; Natural Stone;  
Stucco, Stone, EIFS & Granite; Tile*

## Ferguson Bath, Kitchen & Lighting Gallery

Maggie McKinney  
4245 Richmond Ave.  
Houston, TX 77027  
(832) 525-4633  
[maggie.medellin@ferguson.com](mailto:maggie.medellin@ferguson.com)  
*Appliances; Bathtubs & Spas; Decorative Outdoor Lighting;  
Green Products & Services; Hardscape; Kitchens & Baths;  
Landscape Lighting; Lighting & Ceiling Fans; Lighting  
Control; Outdoor Kitchens & Grills; Plumbing*

## Ferguson Bath, Kitchen & Lighting Gallery

Lindsey Root  
4245 Richmond Ave.  
Houston, TX 77027  
(832) 525-4633  
[lindsey.root@ferguson.com](mailto:lindsey.root@ferguson.com)  
*Appliances; Bathtubs & Spas; Decorative Outdoor Lighting;  
Green Products & Services; Hardscape; Kitchens & Baths;  
Landscape Lighting; Lighting & Ceiling Fans; Lighting  
Control; Outdoor Kitchens & Grills; Plumbing*

## Gaiennie Lumber Company

Velvet Phillips  
16119 Woodbend Trail Drive  
Houston, TX 77070  
(832) 455-5402  
[velvet@gaiennie.com](mailto:velvet@gaiennie.com)  
[www.gaiennie.com](http://www.gaiennie.com)  
*Building Materials & Products; Lumber*

Please see advertising directory on page 12  
for members highlighted in grey.

# Hi-Tech Systems, LLC

Robert W. Troy  
4026 Trey Dr  
Houston, TX 77084  
(866) 231-3687  
bob.troy@hitechllc.com  
cimrtech.com  
AC & Heating; Air Quality

# Hoelscher Weatherstrip Manufacturing Company, Inc.

Derek L. Hoelscher  
10111 Houston Oaks Dr  
Houston, TX 77064  
(713) 869-6466  
Sales@HoelscherWeatherstrip.com  
hoelscherweatherstrip.com  
Doors; Weatherstripping

# Houston Association of Realtors- Casa Bella Development

Joseph Licata, IV  
4415 Ingersoll St  
Houston, TX 77027  
(713) 893-8325  
joseph@casabelladevelopment.com  
Real Estate Services

# Houston Association of Realtors- ELSA REALTY

Ivonne Beteta  
809 Gale St.  
Houston, TX 77009  
(281) 703-4451  
ivonne@elsarealty.com  
Real Estate Services

# Houston Glass Block

Ken Bowman  
9363 Winkler Drive  
Houston, TX 77017  
(713) 944-9716  
kenbowman@houstonglassblock.com  
www.houstonglassblock.com  
Glass Block; Glass Flooring

# Houston Granite Remnants

Kenyon Lovelace  
16745 North Freeway, Suite B  
Spring, TX 77090  
(281) 580-1680  
kenyon.lovelace@houstongraniteremnants.com  
www.houstongraniteremnants.com  
Countertops, Kitchen & Bath, Tile, Travertine & Marble,  
Green Product Services

# Ideal Consulting Services, Inc. Websites By Ideal

Lorraine Hart  
2725 Osprey Ln  
Pearland, TX 77581  
(832) 617-7067  
lorraine@idealconsulting.net  
www.idealconsulting.net  
Consultants; Web Design Services

# Image Electric

Larry M. Boykin  
7631 Millbrae Ln.  
Houston, TX 77041  
(713) 937-0127  
larry@imageelectric.net  
www.imageelectric.net  
Electrical & Wiring

# InnerDimensions

Sheila Bludworth  
2118 Country Club Dr  
Pearland, TX 77581  
(281) 485-1019  
innerdimensions@sbcglobal.net  
www.innerdimensions.biz  
Interior Design

# Kohler Co

Lori Smith  
26407 Hollow Stone Ln  
Cypress, TX 77433  
(281) 455-4523  
lori.smith@kohler.com  
www.kohler.com  
Plumbing

# LP Building Products

John Doggett  
1367 FM 1791  
Huntsville, TX 77340  
(713) 824-0956  
john.doggett@lpcorp.com  
www.lpcorp.com  
Building Materials & Products;  
SmartSide; TechShield; TopNotch

# Lansing Building Products, Inc

Kurt Hein  
10801 Moss Ridge Road, Suite 190  
Houston, TX 77043  
(346) 718-4063  
kurt.hein@lansingbp.com  
www.lansingbp.com  
Columns; Deck; Doors; Gutters; Hardware;  
Housewrap; Siding; Windows

# Lisa Dozier AIA Architects, Inc.

Lisa Dozier  
3130 Grants Lake Blvd.  
Sugarland, TX 77496  
(713) 705-9865  
ldarchitect@comcast.net  
Architects

# LoanDepot

Angela Cantu  
3040 Post Oak Blvd., Suite 1475  
Houston, TX 77056  
(281) 687-7391  
acantu@loandepot.com  
www.loandepot.com  
Mortgage Banking

# M & M Lighting, LP

Allan L. Margolin  
5620 S. Rice Ave.  
Houston, TX 77081  
(713) 667-5611  
mmalm@mmlighting.com  
www.mmlighting.com  
Lighting & Ceiling Fans

# MLAW Engineers

Zachary Johnson  
2804 Longhorn Blvd.  
Austin, TX 78758  
(713) 328-0001  
accountspayable@mlaw-eng.com  
www.mlaw-eng.com  
Energy Efficiency; Energy Rating Energy Audit; Forensic &  
Soils Engineering; Structural Engineer

# MOLANDER GROUP

Michelle Fling  
8901 Jameel RD, Ste 180, Houston, TX 77040  
(832) 977-0968  
michelle.fling@molandergroup.com  
http://www.molandergroup.com  
Decorative Concrete; Flashing & Moisture Management;  
Waterproofing

# Metro Wholesale Distributors

Adam Davis  
2014 Alameda-Genoa Rd.  
Houston, TX 77047-4408  
(713) 433-7248  
adam@metrowholesale.net  
Appliances; Central Vacuum Systems;  
Outdoor Kitchens & Grills

# Mitsubishi Electric Cooling & Heating

Erik Gray  
14521 Old Katy Road, Suite 100  
Houston, TX 77079  
(281) 770-5323  
egray@hvac.me.com  
www.mehvac.com  
AC & Heating; Air Conditioning HVAC; Air Quality; Ductless  
Air Conditioning; Green Products & Services; Manufacturers

# Mobility Plus of Sugar Land

Darrin D. Taylor  
9711 S. Mason Rd 125-220  
Richmond, TX 77407  
(832) 776-6650  
77407@mobilityplus.com  
mobilityplus.comfid19Richmond-TX-77407  
Health Care Centers

# Moderno Surfaces

Mike R. Boucher  
11760 Clay Road, Houston, TX 77043  
(281) 844-6502  
mike.boucher@modernosurfaces.com  
Countertops; Kitchens & Baths; Porcelain Slabs

# Omni Surfaces

Liz Lane  
8721 Clay Road, Suite A  
Houston, TX 77080  
(713) 463-5000  
liz@omnisurfaces.com  
www.omnisurfaces.com  
Countertops; Engineered Stone; Limestone Products; Natural  
Stone; Natural Stone Tile; Porcelain Slabs; Quartz Surfacing;  
Tile; Travertine & Marble

# Paul Ryan Windows, LLC

Arlin Kethley  
22375 E. Hammond Dr.  
Porter, TX 77365  
(844) 372-2155  
arlin@paulryanwindows.com  
www.paulryanwindows.com  
Distributor; Doors; Glass Block; Windows

# Payless Insulation

Lynda M. Kornbleet  
1818 W.15th St.  
Houston, TX 77008-3422  
(713) 868-1021  
lmk@paylessinsulation.com  
www.paylessinsulation.com  
Insulation; InsulationAcoustical Materials Concrete Form

# Pella Windows & Doors

Luis Talamantes  
8700 Fallbrook  
Houston, TX 77064  
(281) 807-4222  
ltalamantes@pellahouston.com  
www.pellahouston.com  
Doors; Green Products & Services; Windows;  
Windows & Doors

# Pestop, LLC

Hubert 'Quatro' Swisher  
10818 Donna Dr  
Houston, TX 77041  
(713) 896-8850  
pestop@att.net  
www.houstonpestop.com  
Mosquito Misting; Pest Control Termite Pretreats

# Platinum Environmental

Christopher Felan  
8403 Braesview Ln  
Houston, TX 77071  
(713) 446-9737  
chris@engineeringandconsulting.com  
www.engineeringandconsulting.com  
Air Quality; Consultants; Engineers - General  
& Civil; Environmental Services; Inspection Services

# Porcelanosa

Ignacio Ruiz  
4006 Richmond Ave.  
Houston, TX 77027  
(281) 605-2770  
iruiz@porcelanosa-usa.com  
www.porcelanosa-usa.com  
Kitchens & Baths; Shower Doors; Sinks; Stone  
& Glass Mosaics; Tile; Ventilated Facade & Solar Power

# QDI Services (Quarries Direct International)

Ginny Knauff  
5800 Centralcrest St.  
Houston, TX 77092  
(713) 417-4042  
ginny.knauff@qdisurfaces.com  
www.qdistone.com  
Flooring; Limestone Products; Natural Stone; Pavers; Pool  
CopingDecks; Porcelain Slabs; Stone; Stone Countertop;  
Tile; Travertine & Marble

# RDZ Insulation

Jennifer Alvarez  
3702 Farlan In  
Houston, TX 77014  
(281) 995-0543  
rodriguezinsulation12@gmail.com  
Insulation; Spray Foam Insulation

# Renaissance Windows & Doors

Craig Perkins  
7026 Old Katy Road, Suite 158  
Houston, TX 77024  
(713) 863-9988  
cperkins@renwd.com  
www.RenaissanceWindowsAndDoors.com  
Doors; Windows; Windows & Doors

# Restoration ResQ

Greg Gutierrez  
9002 Chimney Rock  
Houston, TX 77096  
(218) 777-7872  
greg@restorationresq.com  
www.restorationresq.com  
Air Quality; Demolition; Environmental Services; Fire Water  
Restoration; Inspection Services

Please see advertising directory on page 12  
for members highlighted in grey.



### Restyle Kitchen and Bath

Mark Gould  
5506 Moss Glenn Ln  
Houston, TX 77088  
(713) 906-9207  
mwgould@sbcglobal.net  
Cabinet Doors; Cabinets; Custom Cabinetry;  
Customer Service; Kitchens & Baths

### Reverse Mortgage Funding

Vicki Cheairs, CAPS  
14415 Sugar Mill Circle  
Houston, TX 77095  
(281) 855-1122  
VCheairs@reversefunding.com  
www.HECMSpecialist.com  
Lending Institutions; Mortgage Banking; Mortgage-  
HECM 4 Purchase; Reverse Mortgage for Purchase

### Sandler

Angela Davis  
12621 Featherwood Dr Suite 300  
Houston, TX 77034  
(830) 660-8249  
angela.davis@sandler.com  
www.efconsulting.sandler.com  
Consultants

### Stevens Landscape Services

Ron Stevens  
676 Piney Creek Road  
Bellville, TX 77418  
(713) 851-4036  
ronstevens@earthlink.net  
www.stevenslandscaping.net  
Landscaping/Nursery

### StrucSure Home Warranty

D'Ann Brown  
6825 East Tennessee Avenue, Suite 410  
Denver, CO 80224-1628  
(832) 814-3942  
dbrown@strucsure.com  
www.strucsure.com  
Green Products & Services; Warranty Services

### Texas Media Source

Bill Anderson, Owner/Publisher  
154 Palm Blvd.  
Missouri City, TX, 77459  
(281) 437-4289  
bill@lifestyles-magazines.com  
Advertising, Marketing & PR

### TONER Home Matters

Toner Kersting, Master CGP, CGP  
5438 Guhn Road  
Houston, TX 77040  
(832) 878-2914  
Info@TonerHomeMatters.com  
Building Forensics; Consultants; Energy Efficiency; Green  
Building Certifying Agent; Green Products & Services;  
Inspection Services; Solar Energy Solutions; Solar Power  
Systems and Products; Utilities

### The Olde Mill, LLC

Richard Ourso  
11150 Cozumel Drive, Ste 4  
Baton Rouge, LA 70809  
(225) 291-8588  
richard@oursodesigns.com  
www.theoldemill.com  
Building Products; Designers; MillworkCarpentry; Poles and  
Posts; Timber Trusses

### The Sherwin-Williams Paint Company

Mike Bernal  
8850 Jameel Rd.# 150  
Houston, TX 77040  
(713) 688-5111  
mabernal@sherwin.com  
www.sherwinwilliam.com  
Green Products & Services; Paint

### Tradition Services LLC

Ted D. Mielke  
14090 FM2920 G536  
Tomball, TX 77377  
(855) 500-0035  
Service@traditionplumbing.com  
traditionplumbing.com  
Air Conditioning HVAC; Fire Sprinklers; Plumbing

### Triton Stone Group of Houston

Erica Anne Roque  
9501 Baythorne  
Houston, TX 77041  
(713) 277-7809  
eroque@tritonstonetx.com  
tritonstone.com  
Granite; Porcelain Slabs; Sinks; Stone; Tile

### Unlimited Integration

Cindy Marsalia  
3980 Bluebonnet Drive  
Staford, TX 77477  
(832) 857-0080  
Cindy@unlimitedintegration.com  
www.unlimitedintegration.com  
Audio Video; Home Automation & Networking; Lighting  
Control; Low Voltage Wiring

### Vejore.com

Michael F. Jorewicz, CAPS  
4545 Bissonnet Street Suite 287  
Bellaire, TX 77401  
(281) 660-3925  
mike@vejore.com  
www.vejore.com  
Accessibility Consultant; Aging-In-Place Consultants; Audio  
Video; Central Vacuum Systems; Consultants; Cyber  
Security; Designers; Electrical & Wiring; Electronics; Energy  
Efficiency; Generators- Electric; Home Automation &  
Networking; Home Furnishings; Home Theater Systems;  
Landscape Lighting; Low Voltage Wiring; Office Equipment  
Supplies Furniture; Telecommunications: TV, Radio, Satellite;  
Video Surveillance; Whole House Audio; Window Coverings,  
Seal & Films, Drapery

### Venetian Blind Carpet One Floor & Home

Tom Connell  
2504 Bissonnet St.  
Houston, TX 77005-1424  
(713) 528-2404  
tom.connell@vbaf.com  
www.vbaf.com  
Countertops; Flooring; Window Coverings

### Venetian Stairs/Indital USA

Margie Melgar  
7947 Mesa Drive  
Houston, TX 77028  
(832) 657-7103  
mmelgar@venetianstairs.com  
www.venetianstairs.com  
Decorative Iron Work; Stairs

### Walker-Zanger

Karen Phelps  
7055 Old Katy Rd.  
Houston, TX 77024  
(713) 300-2932  
kphelps@walkerzanger.com  
www.walkerzanger.com  
Natural Stone; Tile

### Weyerhaeuser Wood Products

KC Cox, CGA, CGP, CAPS  
8503 Golden Spike Ln.  
Houston, TX 77086-3251  
(281) 777-0002  
kc.cox@weyerhaeuser.com  
www.woodbywy.com  
Green Products & Services; Manufacturers

### Wilwood Cabinetry Inc., DBA GoBravura

Haoda Pan  
14200 Hollister St., Suite 200  
Houston, TX 77086  
(443) 835-6812  
vpan@gobravura.com  
www.gobravura.com  
Building Products; Cabinet Doors; Cabinets

Please see advertising directory on page 12  
for members highlighted in grey.

## 2019 NAHB Education Partners PREMIER PARTNER: BMC

ACES Builders Warranty  
Builders Post-Tension  
Centerpoint Energy  
High Efficiency Homes Program  
Environments for Living/  
Topbuild Homes Services  
Fox Energy Specialists  
Huber Engineered Woods  
Legends Architectural Stone  
Milgard Windows & Doors  
Norbord Industries  
Perfection Supply  
Roy O Martin/Corrigan OSB, LLC  
The Sherwin-Williams Paint Co.  
StrucSure Home Warranty  
Suncoast Post-Tension, LTD

## NOTES:

# GREATER HOUSTON BUILDERS ASSOCIATION GIVES BACK

## GHBA Council Members Step Up to Help Change Lives

Articles by Amy Ahlbrand Robinson, M.Ed., public relations chair for the Houston Remodelers Council



Members of the Remodelers Council enjoy lunch donated by Moe Toofan (center) with TBR Construction.

### CROSSROADS PROJECT

Over the past 15 years, HomeAid Houston, a Greater Houston Builders Association (GHBA) charity, has worked in partnership with dozens of GHBA members to provide remodeling and small construction services to area homeless care agencies that are called HomeAid Care Projects.

HomeAid recently paired up with the GHBA Remodelers Council (RMC), and the Custom Builders Council, (CBC), on a two-phase project to improve and expand the shower facilities at Crossroads at Park Place, a Christian organization committed to promoting the health, hygiene and dignity of individuals experiencing chronic homelessness and poverty in southeast Houston. The agency serves 200 to 250 people on average daily.

The RMC successfully refurbished four 10-year-old existing shower units. The units had originally been constructed and taken to New Orleans for Hurricane Katrina relief, and then brought back to Houston to service the homeless community thanks to Jim Brakeen, executive director of Crossroads, and his team.

Work by the RMC included a complete refurbishment of the exterior shell of the buildings as well as gutting and replacing all of the mechanicals inside and out. New shower stalls were built and finished out with new water heaters, doors, hardware, siding, roofing, benches and stairs.

The Builder Captains on the project were Sherry Pruitt with Whodid It Designs, Melanie Heinrich with TriFaction Remodeling, and Sandra Crook with Greymark Construction. A special thank you to Stephen Twarowski with SHR Remodeling, Inc. who was our carpenter and

sourcing of materials. Stephen was instrumental in both the RMC and the CBC project.

All of the shower building interior and exterior components were donated to the project by: A & C Construction, A-Plus Glass Services, Bluewave, BMC, Kohler, Ferguson Kitchen, Bath & Lighting, Lowes, Royal Baths, Moore Supply, Southwest Sales, McCoy's Lumber, Richard Alan & Assoc., Therma Tru, TriFaction Remodeling & Construction, Schlage, Red Dog Dumpsters, Rooftec, Sherwin-Williams, SHR Remodeling, Inc., Sneller Custom Builders & Remodeling, The Detering Company and Western Pacific.

In 2001, Crossroads opened its doors at Park

Place United Methodist Church with a small group of volunteers, donated washers and dryers, and \$700. That first day they gave assistance to eight individuals. Today Crossroads is open every Tuesday and Thursday and serves on average 400 individuals. They also help locate housing, employment, counseling and healthcare.

"Crossroads provides basic services that most people take for granted," said Bill Dalton, president of HomeAid Houston. "GHBA's Remodelers Council and Custom Builders Council understood immediately, how important personal care is to making a difference in the lives of the chronically homeless. The teams' work ethic and generosity in giving back, is evident in every project they've partnered on."

In January the Remodelers Council was alerted that the showers they repaired in 2018 at Crossroads would have to be moved. With the help of Jim Holcomb of Holcomb Properties, the Council moved the showers to their new home at St. Paul's Episcopal Church. The project led by Remodelers Council President Sherry Pruitt will drop plumbing and electric lines so they can be operational by the summer.

### SANTA MARIA PROJECT

In April the Greater Houston Builders Association's Remodelers Council continued its history of giving back to the Houston-area through its annual charity renovations. Partnering with HomeAid Houston, the council



Nicole Keown, Bette Moser, Jim Holcomb, Jim Brakeen, Donna Buenik and volunteer Jimmy.



renovated the facilities of Santa Maria Hostel and Lydia's Place to better serve the residents and their families.

The mission of Santa Maria Hostel is to empower women and their families to lead healthy, successful, productive and self-fulfilling lives. Santa Maria has transformed lives by serving the women and children of Houston and surrounding areas since the mid 1950s. By offering vital services and life-changing support, the organization offers a pathway to success through recovery. <http://www.santamariahostel.org/about-us/>

The Santa Maria project was headed by Melanie Heinrich with TriFaction Remodeling & Construction and Remodelers Council President Sherry Pruitt, owner of Whodid It Designs & Remodeling. Volunteers removed doors and added drywall; painted all of the rooms, baseboards and ceilings; replaced lighting and flooring; relocated the laundry area and installed two new refrigerators. Individual closets were also built for the residents by the Closet Factory.

Lydia's Place offers fifteen single room occupancy apartments to drug-free males, at least 18 years of age, who are living with HIV/AIDS. Residents may reside at Lydia's Place as long as they are compliant with program rules and guidelines. Support services are available to residents and their families. [www.transitionalhousing.org](http://www.transitionalhousing.org)

The Remodelers Council, led by Will Cole, owner of Divine Renovations, replaced eight a/c units at Lydia's Place, painted the units and repaired water-damaged walls and floors. Appliances were purchased for several units and for the office. Remodelers Council volunteers built a shed to house tools and are devising a plan to renovate the walkway leading to the units.

The Remodelers Council would like to thank its sponsors who donated products and services: Closet Factory, High Performance Home Systems, Holcomb Properties, International Flooring, Loews, and Sherwin-Williams.

## WELLSPRINGS VILLAGE

The first thing you notice about the three-acre Wellsprings Village community in Southwest Houston is its peacefulness, broken only by the sound of birds and bullfrogs in the nearby bayou. It's an appropriate locale for the protected family-style homes that offer safety and refuge to their residents, whose lives generally have been anything but peaceful.

Founded in 1988 to aid homeless and abused



L to R, Melanie Heinrich, Sherry Pruitt, Larry Abbott, Sandra Crook and Donna Buenik.



Members of the Houston Remodelers Council volunteering at Wellsprings Village.

women, Wellsprings Village is a nonprofit charitable organization that has assisted hundreds of women by offering a safe environment, counseling services, and career and agency-sponsored workshops.

Last April, the Greater Houston Builders Association's Remodelers Council worked to improve the facility – and the lives of these women. Led by Sandra Crook of Greymark Construction and Melanie Heinrich with TriFaction Remodeling and Construction, the council painted the exterior of several homes, added new gutters to prevent water damage, repaired roofs, replaced mirrors and vanity lights, added over-

head lighting, replaced the trim on windows and doors, and installed 6 new dishwashers and 2 refrigerators.

Wellsprings Village is one of the many projects undertaken by the award-winning Greater Houston Builders Association's Remodelers Council. Previous renovation charity projects have included Santa Maria Hostel for homeless female veterans, Open Door Mission, SIRE Therapeutic Equestrian Center, Family Time Crisis Center, Epiphany Community Health Outreach Services, and the Sunrise Shelter. [www.ghba.org](http://www.ghba.org)

# Houston Remodelers Council Awards

## GHBA REMODELER OF THE YEAR



**LARRY ABBOTT, CAPS, RCS, CGR**  
*President & CEO, Abbott Contracting, LLC.*

## GHBA Remodelers Council ASSOCIATE OF THE YEAR



**TENILE LUTTENEGGER**  
*Emser Tile*

## NAHB 2018 CHAIRMAN OF THE NAHB Remodelers Division



**KEVIN VICK, CGR, CAPS, CGP**  
*Vick Construction & Remodeling, Inc.*

## NAHB CADRE Award FOR OUTSTANDING COUNCIL CHAIRS



**HOUSTON REMODELERS COUNCIL**  
*Chairs: Donna Buenik, GHBA*



**HOUSTON REMODELERS COUNCIL**  
*Chair: Kevin Vick, CGR, CAPS, CGP  
Vick Construction & Remodeling Inc.*



*Konne and Dan Bawden, Larry Abbott, Chantel Bartlett, Donna Buenik and Kevin Vick*

## GHBA Houston's Best PRISM Remodeling Awards



### The LaRocque Group

Whole House Renovation Over \$750,000  
Remodeled Kitchen Under \$50,000  
Website of the Year

### Sneller Custom Homes & Remodeling

Whole House Renovation \$500,000-\$750,000  
Remodeled Bathroom \$25,000- \$50,000  
Remodeled Bathroom Under \$25,000  
Remodeled Specialty Room

### On Point Custom Homes

Whole House Renovation Under \$250,000  
Sales Brochure of the Year

### Greymark Construction Company

Whole House Renovation \$250,00-\$500,000  
Home Addition Under \$150,000  
Remodeled Kitchen Over \$100,000  
Remodeled Kitchen \$50,000-\$100,000

### Craftmanship By John

Home Addition Over \$150,000

### Morning Star Builders

Remodeled Bathroom Over \$50,000

### Creekstone Outdoor Living

Remodeled Outdoor Living Space

### Chairma Design Group

Private Residence Interior Design -Specialty Room  
Private Residence Interior Design - Master Bath  
Private Residence Interior Design - Master Bedroom

### Eklectik Interiors

Private Residence Interior Design -Family Room  
Sales Brochure of the Year





# BUILD EASIER | BUILD WITH BMC



## FROM OUR SHOWROOMS TO YOUR JOBSITE

BMC products and services — from Premium Windows to our Real-Time Logistics Platform — are designed to increase your productivity and support all-around excellence on the jobsite. No one in the industry has a portfolio that can match it.

**DISTRIBUTION SERVICES • TRUSS MANUFACTURING • MILLWORK MANUFACTURING  
READY-FRAME® • TURNKEY SOLUTIONS • DESIGN SERVICES • BMC LOGISTICS SOLUTIONS**

### SERVICE YOU CAN COUNT ON

#### DOORS AND MILLWORK

##### HOUSTON

16002 Tomball Pkwy • 281.440.9090 | 1615 Dart St. • 713.224.5361  
1445 W Sam Houston Pkwy N • 713.467.6700

##### ROSENBERG

1319 Spur 529 • 281.344.5611

#### LUMBER AND BUILDING MATERIALS

##### HOUSTON

7355 West Rd.  
281.440.9090

##### CONROE

15585 I-45 South  
936.273.2256

##### ROSENBERG

235 Benton Rd.  
713.365.0060

**BUILD EASIER**

**BuildWithBMC.com**





**FBS** **FACTORY**  
BUILDER STORES

APPLIANCES • CABINETS

Visit Factory Builder Stores, Houston's preferred appliance and cabinet dealer for over 30 years. Find all the top appliance brands, including Jennair, at our two Houston locations.

**North Houston Showroom**

8700 Fallbrook Dr.  
Houston, TX 77064  
281.477.6464

**Galleria Showroom**

4242 Richmond Ave.  
Houston, TX 77027  
713.572.4242

[www.FactoryBuilderStores.com](http://www.FactoryBuilderStores.com)